



Applying through UCAS

For courses starting in 2025

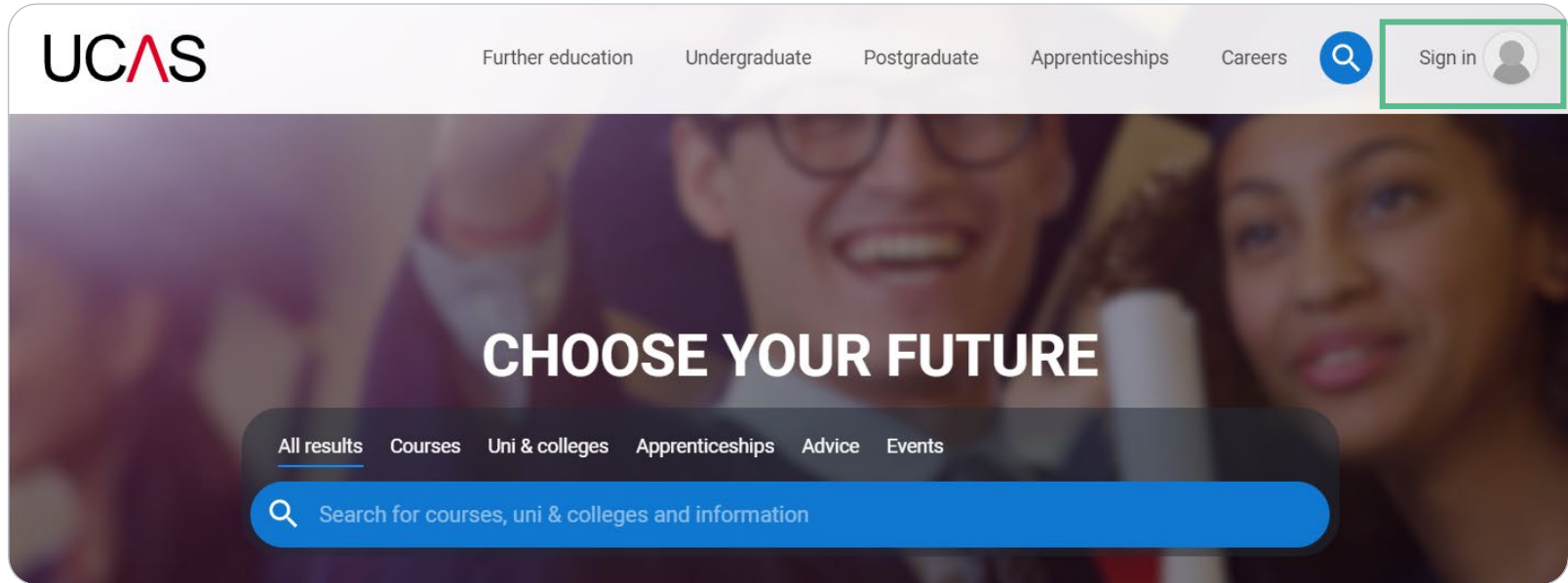
Updated: 09 April 2024

UCAS

Registering for an account.

Registering for an account

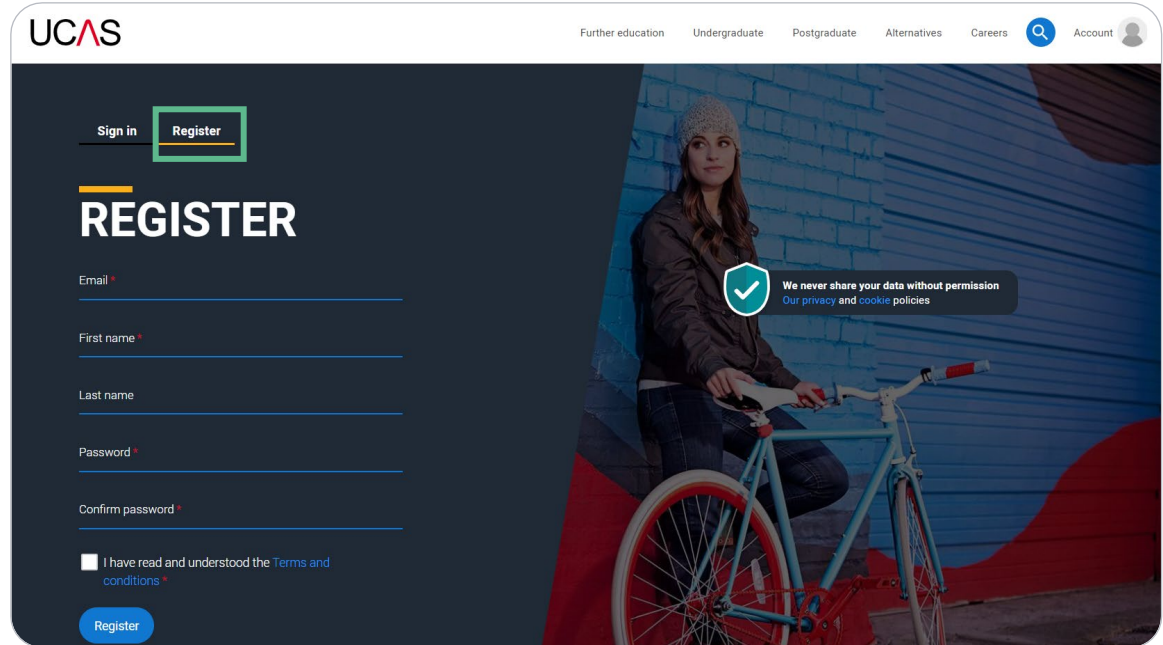
Head to ucas.com and select **Sign in**.



Registering for an account

Complete the short form. Make sure the password is memorable.

We recommend you use a personal email address so you always have access to updates.



The screenshot shows the UCAS registration page. At the top left is the UCAS logo. To the right is a navigation menu with links for Further education, Undergraduate, Postgraduate, Alternatives, Careers, and Account. The Account link is highlighted with a magnifying glass icon. Below the navigation is a dark grey registration form. At the top of the form, there are two buttons: 'Sign in' and 'Register'. The 'Register' button is highlighted with a green border. Below the buttons is the word 'REGISTER' in large, bold, white capital letters. The form contains several input fields: 'Email *', 'First name *', 'Last name', 'Password *', and 'Confirm password *'. Each field has a blue underline. Below the input fields is a checkbox with the text 'I have read and understood the Terms and conditions *'. At the bottom of the form is a blue button labeled 'Register'. On the right side of the form, there is a blue and white shield icon with a checkmark, and a dark grey box containing the text 'We never share your data without permission' and 'Our privacy and cookie policies'.

Registering for an account

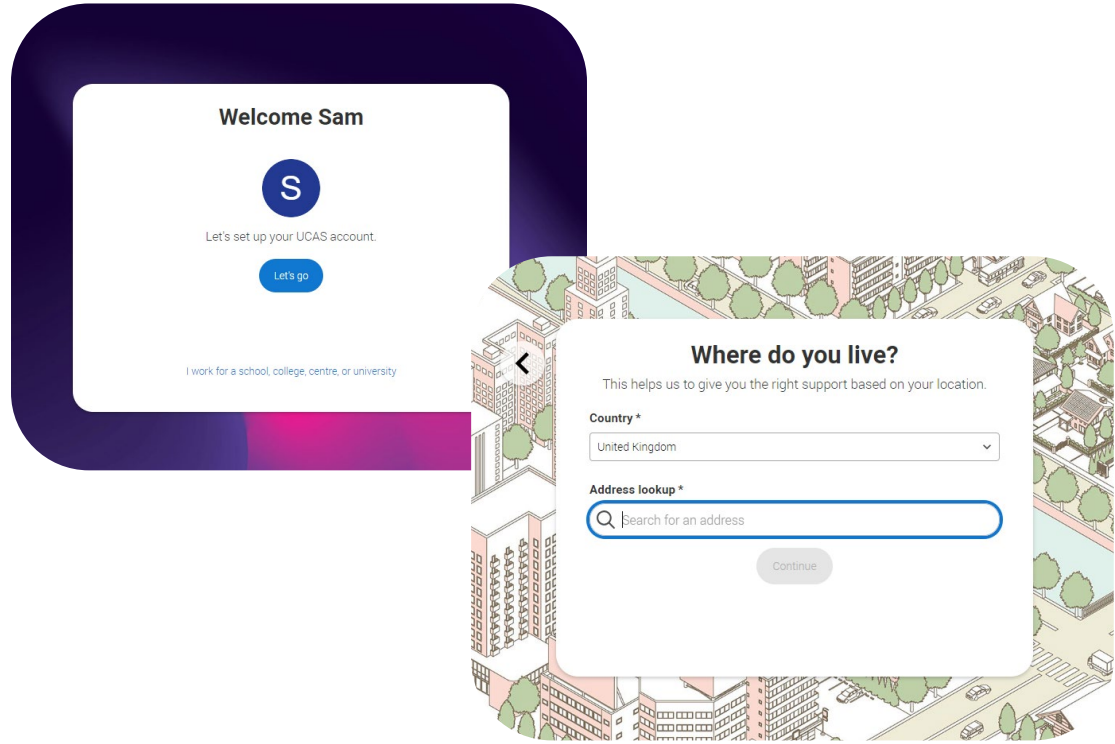
We'll email you a **code** to **verify** your email address, so we know we've got the right details.

The image displays the UCAS email verification process. On the left, a light grey email template is shown with the UCAS logo at the top. The subject is "Email verification". The body of the email reads: "Hi, You now need to verify your email address. Please enter **647527** when prompted on the website. This verification code will expire after 5 minutes. Kind regards. UCAS". On the right, a dark blue verification form is shown. It features the heading "VERIFY YOUR ACCOUNT" with a yellow underline. Below the heading, it states: "An email has been sent to you on behalf of UCAS, with a code to verify your email address. Please enter the code below." There is a text input field labeled "Code" with a red asterisk, followed by a blue "Verify" button. At the bottom, a link says "If you have not received an email, you can [request another code](#)".

Registering for an account

Once you've registered, you're ready to get started.

We'll ask you a few questions like where you live so we can tailor the information you see.

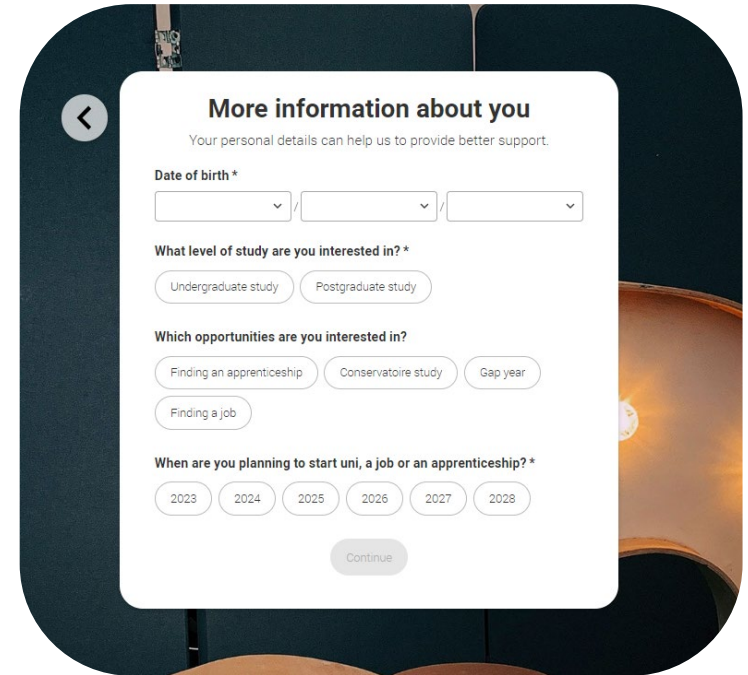


Registering for an account

We'll ask you a few questions about yourself; your level of study is **Undergraduate** if you're still at school/college.

You can choose to get information on apprenticeships, conservatoires, finding a job or gap years.

We also want to know when you're interested in starting a course, so that we show you relevant courses in your search results. You can change this at any time, and you can use the Hub before you are looking to apply.



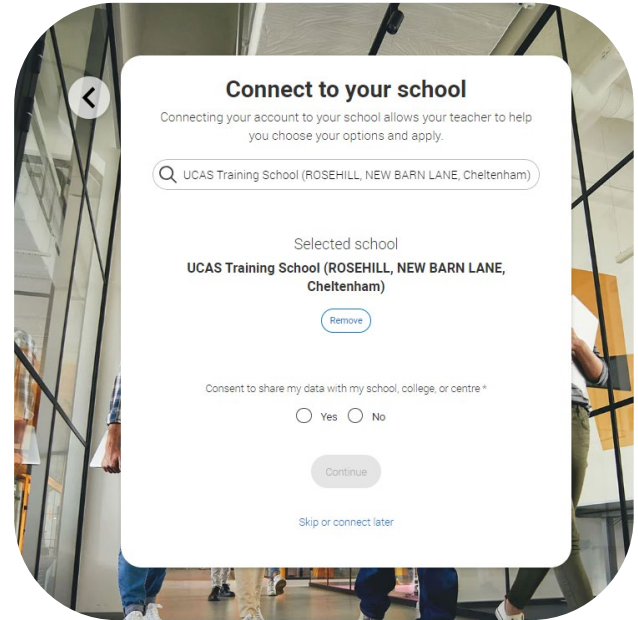
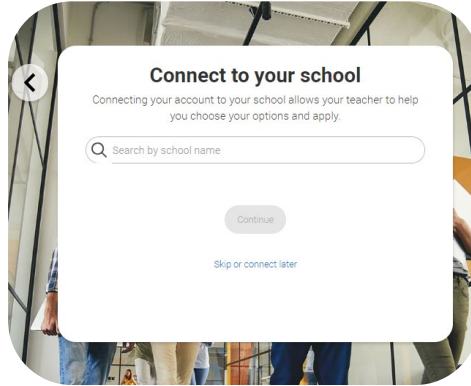
The screenshot shows a mobile-style registration form with a white background and rounded corners, set against a dark blue background with a blurred image of a person. The form is titled "More information about you" and includes a back arrow on the left. Below the title is a subtitle: "Your personal details can help us to provide better support." The form contains the following sections:

- Date of birth ***: Three dropdown menus for day, month, and year.
- What level of study are you interested in? ***: Two buttons: "Undergraduate study" and "Postgraduate study".
- Which opportunities are you interested in?**: Four buttons: "Finding an apprenticeship", "Conservatoire study", "Gap year", and "Finding a job".
- When are you planning to start uni, a job or an apprenticeship? ***: Six buttons for the years 2023, 2024, 2025, 2026, 2027, and 2028.
- A "Continue" button at the bottom.

Registering for an account

If you want to you can connect to your school or college. This is so UCAS can share your UCAS Hub activity with your school, college, or centre, so they can support you.

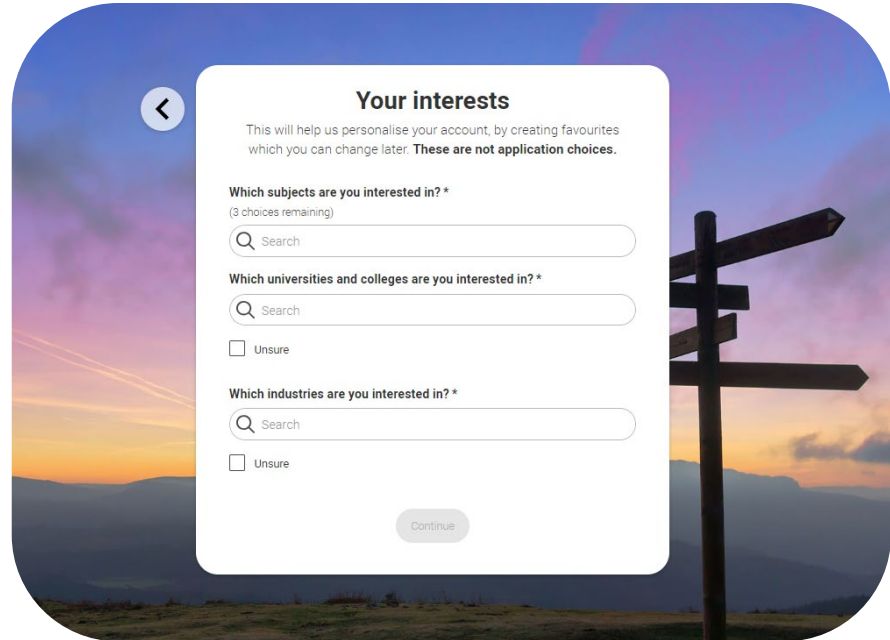
You'll also need to enter your school/college buzzword when you start your application so they can support you with applying.



Registering for an account

Choose if you want to get tailored information about uni, college and apprenticeship options.

Select the **subjects, locations or industries** that you are interested in – you can change these at any time in your preferences.

A screenshot of a mobile application interface for setting preferences. The background is a scenic landscape with mountains and a sunset sky. A white card with rounded corners is centered on the screen. At the top left of the card is a back arrow icon. The title 'Your interests' is centered at the top of the card. Below the title is a short explanatory text. There are three sections, each with a search bar and an 'Unsure' checkbox. The first section is for subjects, the second for universities and colleges, and the third for industries. A 'Continue' button is at the bottom of the card.

Your interests

This will help us personalise your account, by creating favourites which you can change later. **These are not application choices.**

Which subjects are you interested in? *
(3 choices remaining)

Search

Which universities and colleges are you interested in? *

Search

Unsure

Which industries are you interested in? *

Search

Unsure

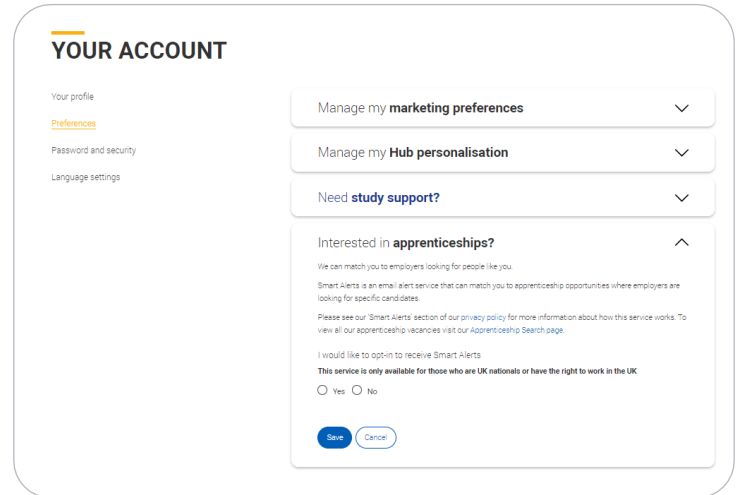
Continue

Registering for an account

If you're interested in apprenticeship opportunities, we can match you to potential employers if you sign up to smart alerts.



You'll get these directly to your inbox. It's totally optional.



Registering for an account

If you want to there are a few more questions to answer to make sure the information you're sent is useful.

You can manage this at any time in your 'Preferences'.

How far would you want to travel for an apprenticeship role?

This will help us match you to employers in your geographical area based on how far you want to travel.

Select an option

From (Home postcode):

UCAS will use your postcode to establish your location and to determine other socio-economic criteria that employers may wish to target.

Would you be willing to relocate?

Yes No

When can you start an apprenticeship?

/

What level of apprenticeship study are you interested in?

Intermediate apprenticeships (Level 2)

Advanced apprenticeships (Level 3)

Higher apprenticeships (Level 4 - 7)

Degree apprenticeships (Levels 6 - 7)

Find out more about apprenticeship levels in [England](#).

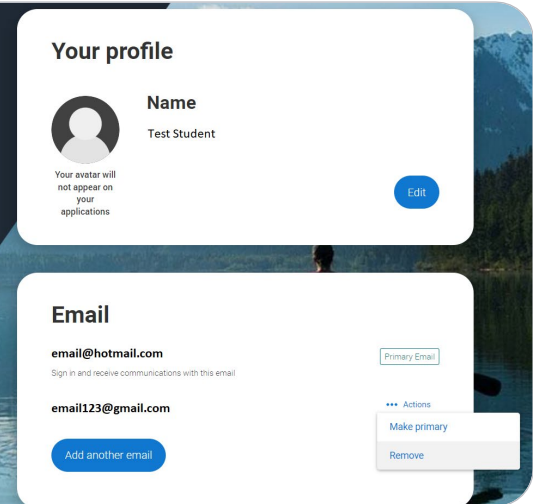
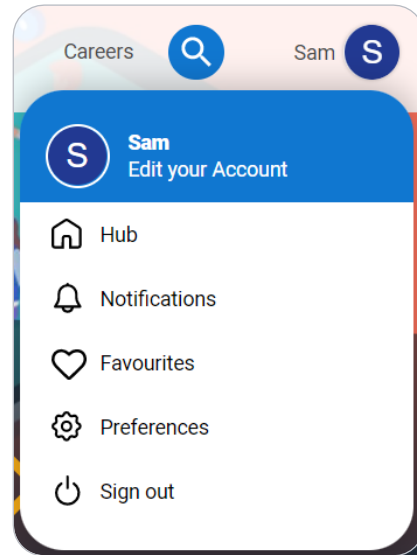
What apprenticeship areas of work are you interested in? (select all that apply)

Your email

It's important your contact details are kept up to date throughout your application.

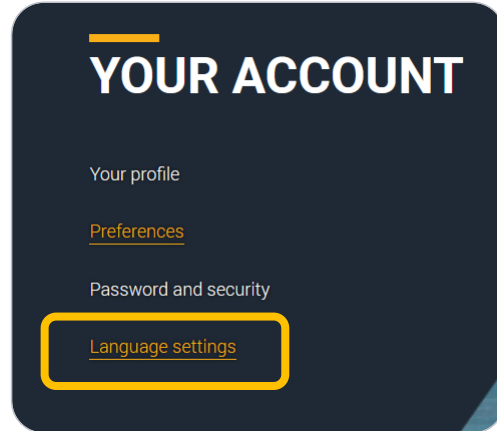
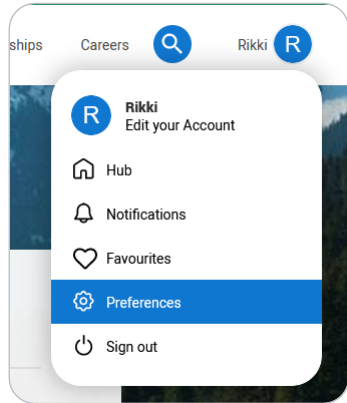
We recommend using a personal email address as your primary email, rather than a school/college one, so that you have access to it throughout your application journey.

To update your email address, go to 'Preferences' and 'Edit your account' from drop-down, where you can change your email.



Welsh language preferences

If you would prefer to view your application, along with the help text and receive communications from us in Welsh, you can update your language preferences.



Tell us your preferred language

Applying in Welsh? If you are applying only to Welsh universities or colleges you may choose to have your application conducted entirely in the Welsh language. You must sign out and back in to make sure your preference is saved before you submit your application.

Click on the below options to set your language preference. Please note you'll also receive letters from us in Welsh.

- English
- Cymraeg

If you're changing your language preference after you've submitted your application to UCAS, please [contact us](#) so we can ensure all future correspondence from UCAS and Welsh universities and colleges is in your preferred language.

If you're a teacher or adviser, we'll update your preferred language in the adviser portal, but this won't affect other services or correspondence you receive from us.

Save

Cancel

Starting your application.

Starting your application

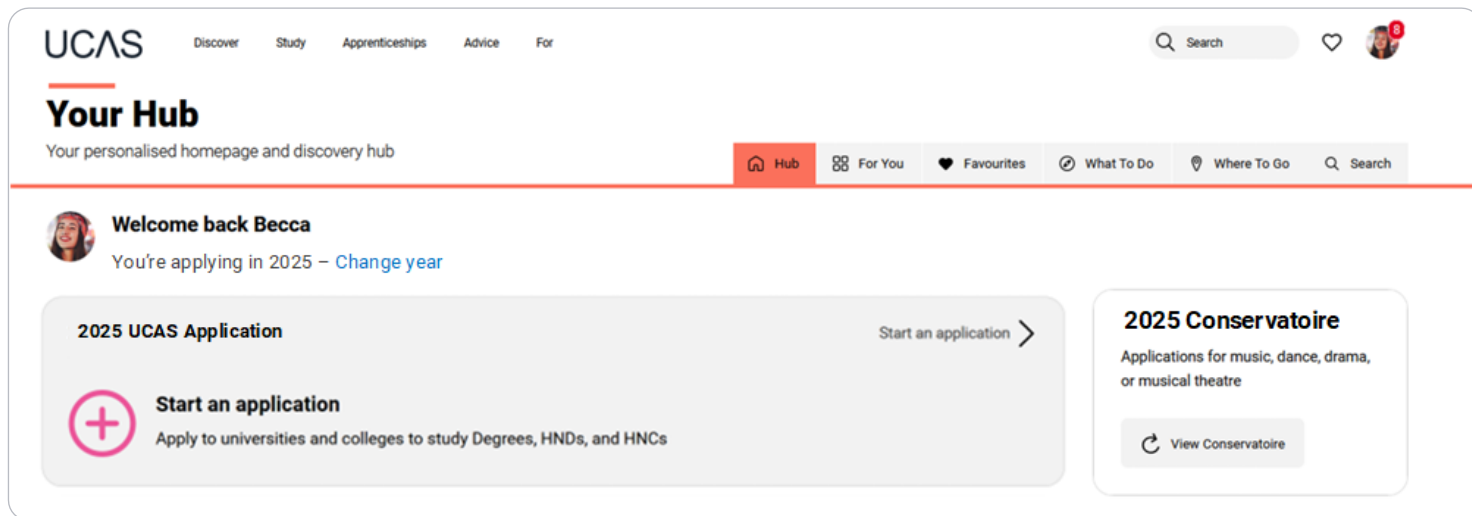
Choose the year you want to start your studies, level of study (it's **Undergraduate** if you are still at school/college) and type of application you wish to make.

Make sure you choose **2025** if you want to start next year, including if you want to defer entry.

The screenshot shows the 'YOUR APPLICATIONS' section of the UCAS website. At the top left is a link '< Back to Hub'. The main heading is 'Start an application'. Below this is a warning: 'You can only apply once in a cycle - Do not apply more than once in a cycle, or submit a new application if you are holding a deferred place, as your new application will be cancelled and you won't receive a refund.' There are two dropdown menus: 'In which year do you want to start your studies?' set to '2025' and 'What level of study are you interested in?' set to 'Undergraduate (Uni and college degrees, and ap...'. Below these is a white box with an information icon and the text 'Can't find the application that you are looking for?' and a blue button 'Find out more'. At the bottom, there are two application cards. The first is for 'Undergraduate' (Degrees, HNDs, and HNCs) with a photo of a woman holding a phone, and a button 'Start 2024 application'. The second is for 'Conservatoire' (Undergraduate or postgraduate music, dance, drama, or musical theatre) with a photo of a man playing a violin, and the text 'Applications not yet open'.

Starting your application

To start your UCAS application click on the red cross to get started.



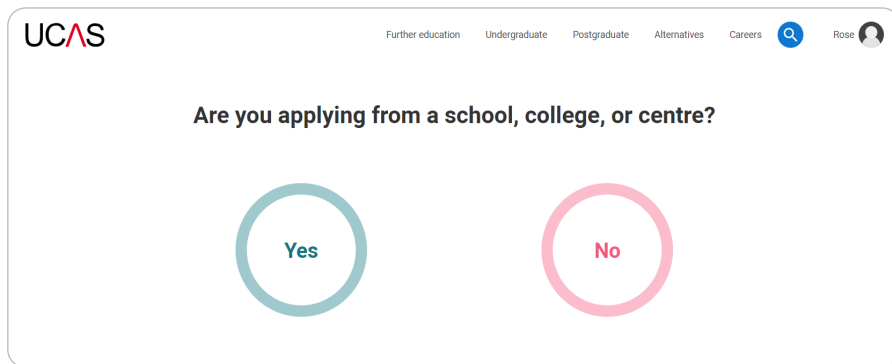
The screenshot shows the UCAS 'Your Hub' interface. At the top, the UCAS logo is on the left, and navigation links for 'Discover', 'Study', 'Apprenticeships', 'Advice', and 'For' are in the center. On the right, there is a search bar, a heart icon, and a user profile picture with a red notification badge. Below the logo, the text 'Your Hub' is displayed, followed by the subtitle 'Your personalised homepage and discovery hub'. A secondary navigation bar contains icons for 'Hub', 'For You', 'Favourites', 'What To Do', 'Where To Go', and another search bar. The main content area features a welcome message: 'Welcome back Becca' with a profile picture and the text 'You're applying in 2025 - Change year'. Below this, there are two main sections. The first is '2025 UCAS Application', which includes a prominent pink circle with a white plus sign and the text 'Start an application' and 'Apply to universities and colleges to study Degrees, HNDs, and HNCs'. A 'Start an application >' button is also present. The second section is '2025 Conservatoire', with the text 'Applications for music, dance, drama, or musical theatre' and a 'View Conservatoire' button.

Linking to your school, college or centre

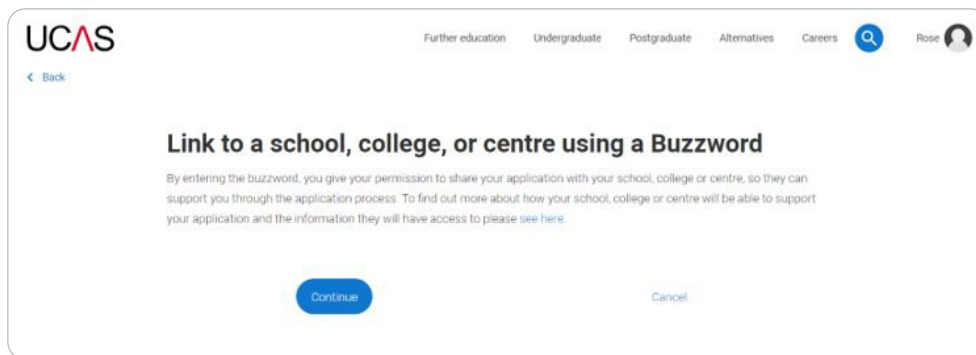
If you're applying with the help of your school, college or centre then select **'Yes'**.

You will then need to enter the **Buzzword**.

The Buzzword is given to you by your school, college or centre.



The screenshot shows the UCAS website header with navigation links: Further education, Undergraduate, Postgraduate, Alternatives, Careers, a search icon, and a user profile icon labeled 'Rose'. The main heading is 'Are you applying from a school, college, or centre?'. Below the heading are two large circular buttons: a teal one labeled 'Yes' and a pink one labeled 'No'.

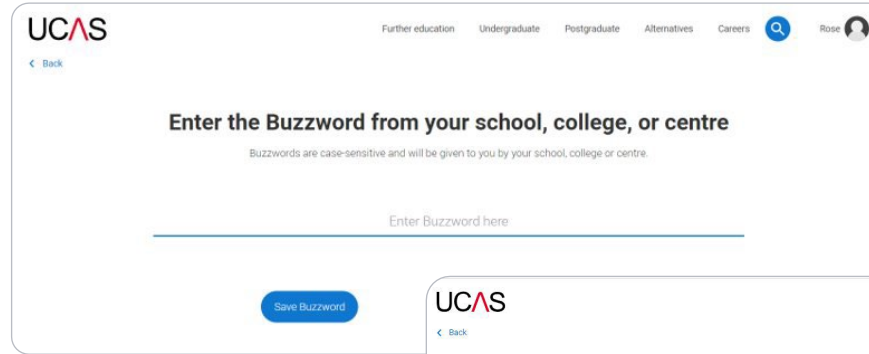


The screenshot shows the UCAS website header with navigation links: Further education, Undergraduate, Postgraduate, Alternatives, Careers, a search icon, and a user profile icon labeled 'Rose'. A '< Back' link is visible on the left. The main heading is 'Link to a school, college, or centre using a Buzzword'. Below the heading is a paragraph of text: 'By entering the buzzword, you give your permission to share your application with your school, college or centre, so they can support you through the application process. To find out more about how your school, college or centre will be able to support your application and the information they will have access to please see [here](#).' At the bottom are two buttons: a blue 'Continue' button and a grey 'Cancel' button.

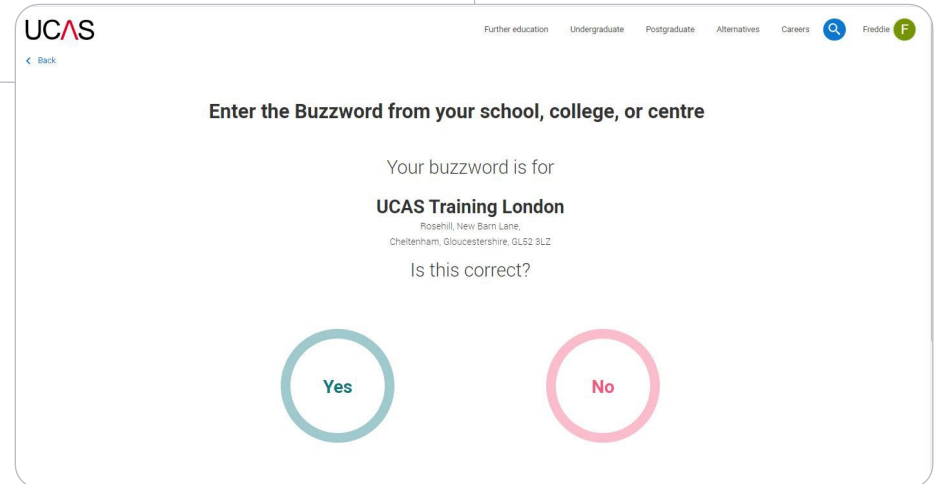
Linking to your school, college or centre

Enter the **buzzword**, and **confirm** the details are correct.

This will link your **application** to your school or college, so they can track your progress and provide support, including adding your reference.



The screenshot shows the UCAS website interface. At the top, there are navigation links for 'Further education', 'Undergraduate', 'Postgraduate', 'Alternatives', 'Careers', a search icon, and a user profile icon labeled 'Rose'. Below the navigation is a '< Back' link. The main heading is 'Enter the Buzzword from your school, college, or centre'. A sub-heading states 'Buzzwords are case-sensitive and will be given to you by your school, college or centre.' There is a text input field with the placeholder text 'Enter Buzzword here'. At the bottom of the form is a blue button labeled 'Save Buzzword'.

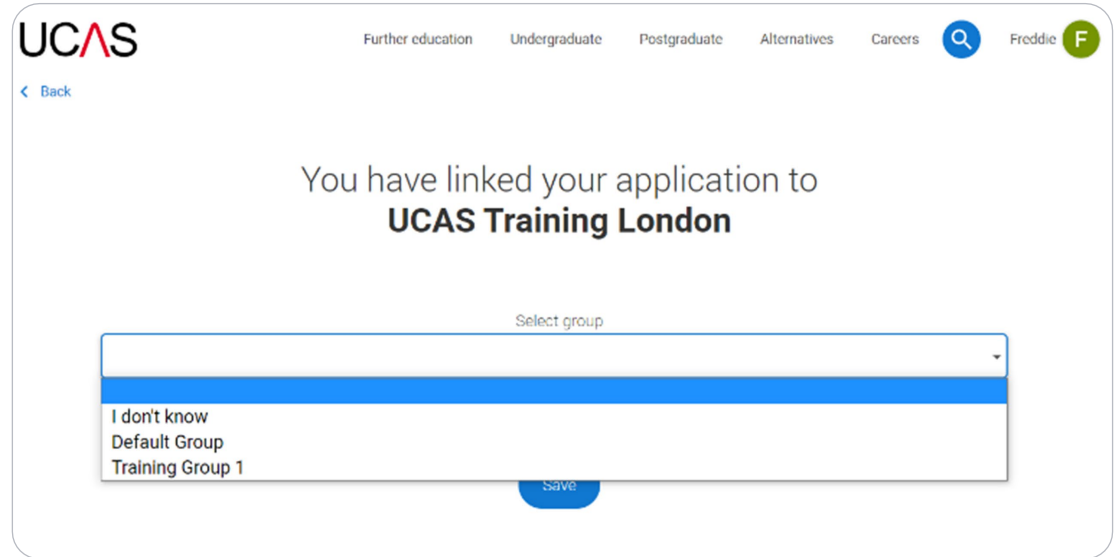


The screenshot shows the UCAS website interface. At the top, there are navigation links for 'Further education', 'Undergraduate', 'Postgraduate', 'Alternatives', 'Careers', a search icon, and a user profile icon labeled 'Freddie'. Below the navigation is a '< Back' link. The main heading is 'Enter the Buzzword from your school, college, or centre'. The text below reads 'Your buzzword is for' followed by 'UCAS Training London'. Below that, the address is listed: 'Rosehill, New Barn Lane, Cheltenham, Gloucestershire, GL52 9LZ'. The question 'Is this correct?' is displayed. At the bottom, there are two circular buttons: a teal 'Yes' button and a pink 'No' button.

Linking to your school, college or centre

Once your application has been linked, you can then select a **group** (if this has been set up by your school or college) for your application.

Every school/college has a 'Default Group'..



The screenshot shows the UCAS website interface. At the top, there is a navigation bar with the UCAS logo on the left and links for 'Further education', 'Undergraduate', 'Postgraduate', 'Alternatives', 'Careers', a search icon, and a user profile icon labeled 'Freddie F'. Below the navigation bar, there is a '< Back' link. The main content area displays the message: 'You have linked your application to **UCAS Training London**'. Below this message is a 'Select group' dropdown menu. The dropdown menu is open, showing three options: 'I don't know', 'Default Group', and 'Training Group 1'. A blue 'Save' button is located below the dropdown menu.

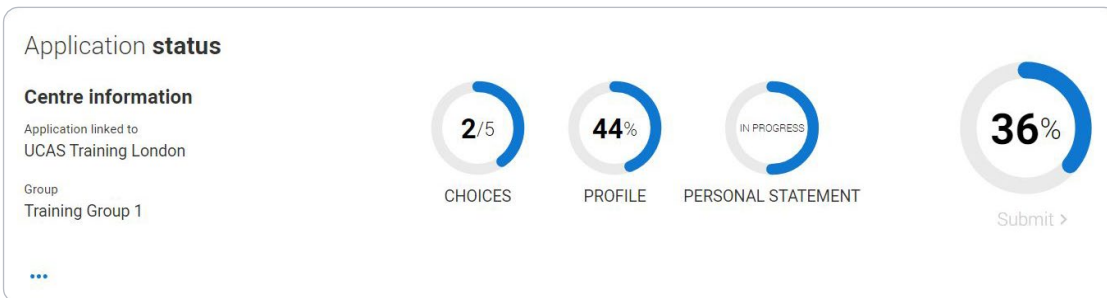
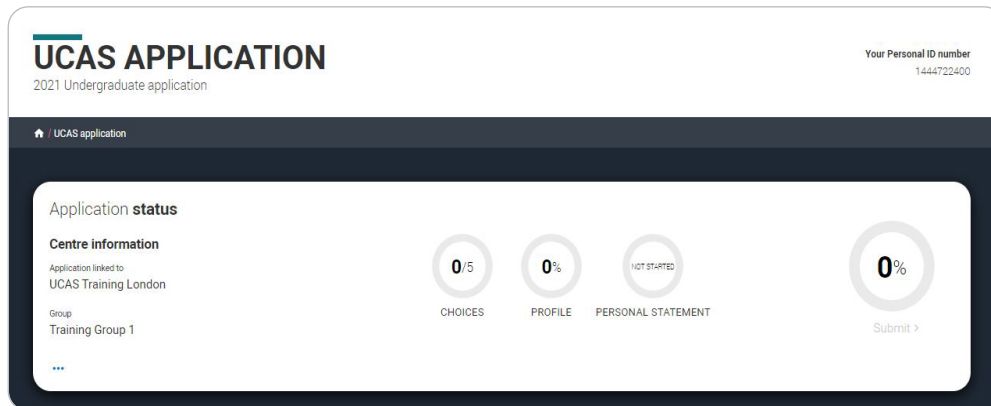
Application overview.

Application overview

Your 'Application status' helps you keep track of your progress.

As you add information to each tile, the **percentage complete** updates each time you mark a section as complete.

You don't need to complete the application straight away; you can log in and out at any time until you're finished.



Application overview

The application form is responsive to make it easier to complete.

Once you've completed 'Where you live' if your permanent residence is in the UK, you'll also see the 'Diversity and inclusion' and 'Extra activities' sections to complete.

All sections must be marked as 'Complete' to send to your school or college that you may be linked to for review. You must complete all mandatory questions to mark a section as complete (they have a *****).

The image displays a mobile application form interface for UCAS, titled "Profile". The form is organized into several sections, each with a title, a brief description, and a "Start this section" button. The "Where you live" section is highlighted with a blue bar and a "Section in progress" indicator. The "Education" and "Employment" sections are highlighted with a green bar and a "Section complete" indicator. The "Personal Statement" section is currently empty.

Profile

- Personal details**
Name, age, title and gender
Start this section
- Nationality details**
Birthplace and nationalities
Start this section
- Where you live**
Tell us about your address history
Section in progress
- Contact details**
Address, email, and telephone
Section in progress
- Supporting information**
So that providers know how to support you during your studies
Start this section
- Finance & funding**
Tell us how you'll fund your study
Start this section
- Diversity & inclusion**
Additional equality information
Start this section
- More about you**
Tell us about any circumstances that you might need support for during your studies.
Start this section

Experience


- Education**
Qualifications and periods of study
Section complete
- Employment**
Paid employment
Section complete
- Extra activities**
Taken part in any activities to prepare you for higher education?
Start this section

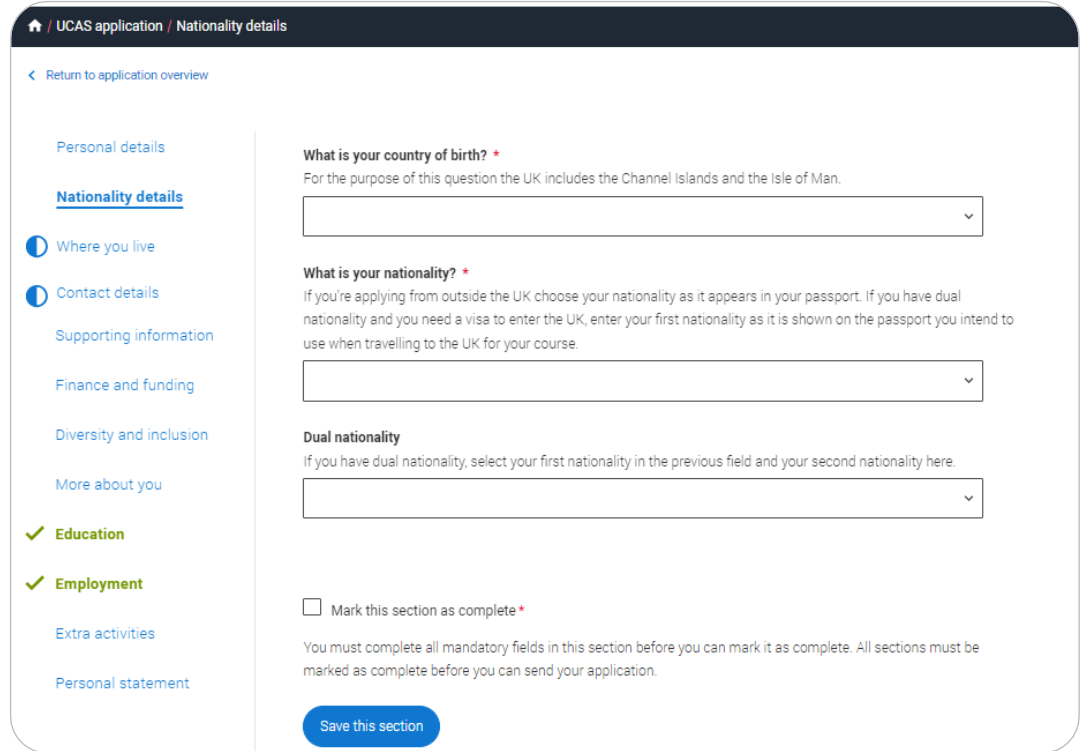
Personal Statement

- Personal statement**
Why do you want to study this subject?
Start this section

Application overview

The list on the left of each section will show which sections are completed (with a tick), which are in progress (with a half-moon), and which have yet to be started (no icon).

Click on the  throughout for help text to provide advice about what to put.



The screenshot shows the 'Nationality details' section of a UCAS application. On the left is a navigation menu with the following items: 'Personal details', 'Nationality details' (highlighted with a blue underline), 'Where you live', 'Contact details', 'Supporting information', 'Finance and funding', 'Diversity and inclusion', 'More about you', 'Education' (with a green checkmark), 'Employment' (with a green checkmark), 'Extra activities', and 'Personal statement'. The main content area is titled 'UCAS application / Nationality details' and includes a 'Return to application overview' link. It contains three mandatory questions, each with a dropdown menu: 'What is your country of birth?' (with a note that the UK includes the Channel Islands and the Isle of Man), 'What is your nationality?' (with a note about dual nationality), and 'Dual nationality' (with a note to select the first and second nationalities). At the bottom, there is a checkbox for 'Mark this section as complete' and a 'Save this section' button. A note at the bottom states: 'You must complete all mandatory fields in this section before you can mark it as complete. All sections must be marked as complete before you can send your application.'

Personal details.

Personal details: your name should already be visible, but you'll need to add your title and complete the other mandatory fields (marked with a *).

Once you have completed a section you must remember to **mark the section as complete** and **save it** at the bottom of each page.

PERSONAL DETAILS

2023 Undergraduate application

Your Personal ID number
1722317405

UCAS application / Personal details

[Return to application overview](#)

- Personal details**
- Contact and residency details
- Nationality details
- Supporting information
- English language skills
- Finance and funding
- Education
- Employment
- Personal statement
- Reference

Title *

First and middle name(s) *

Make sure your name is as it appears on any official documents, such as your passport, birth certificate or driving licence.

Last name *

Make sure your name is as it appears on any official documents, such as your passport, birth certificate or driving licence.

Previous name(s)

Tell us any other names you've been known by (for example maiden name), as it helps when we're matching educational records.

Preferred name

Let us know what we, and your chosen universities and colleges, should call you in our correspondence.

Date of birth *

Day Month Year

Gender *

Select the gender you most identify with at this time. You can tell the university or college directly if you'd feel more comfortable identifying in another way, or if this changes.

Gender *

Select the gender you most identify with at this time. You can tell the university or college directly if you'd feel more comfortable identifying in another way, or if this changes.

Man Woman I use another term I prefer not to say

Mark this section as complete *

You must complete all mandatory fields in this section before you can mark it as complete. All sections must be marked as complete before you can send your application.

[Save this section](#)

[Next to contact and residency details](#)

Contact details.

Your email will be used by both UCAS and your choices to update you. If you're using a school/college email address, make sure you can access it at all times so you don't miss anything important.

We would advise using a personal email address, which can be updated in the Hub preferences.

You'll only see the fields to add the nominated contact details if you answer **Yes** to the question.

This means someone else can speak to us about your application.

Contact details

Mobile telephone number

United Kingdom (+4... ▾)

Other telephone number

United Kingdom (+4... ▾)

Email address *

You can update your email address in your UCAS profile

jacob.mule1@mailinator.com

Postal address

Address type *

UK address ▾

Address lookup

[Click here](#) to enter your address manually

Nominated access

Do you want someone else to act, or speak on your behalf, about your application? e.g. A parent, other relative or guardian. If you are using an agent, you can choose to enter their details.

You're able to enter details of someone you're happy to help manage your application - this is called nominated access.

Yes No

Full name of nominee *

The first and last name of your nominee. They will be asked this information when speaking to UCAS on your behalf.

Relationship to you *

How you know your nominee. They will be asked this information when speaking to UCAS on your behalf.

Nominated access

Do you want someone else to be able to act, or speak on your behalf, about your application? e.g. A parent, teacher, other relative or guardian. If you are using an agent, you can choose to enter their details.

You're able to enter details of someone you're happy to help manage your application - this is called nominated access.

Yes No

Mark this section as complete *

You must complete all mandatory fields in this section before you can mark it as complete. All sections must be marked as complete before you can send your application.


[Save this section](#)

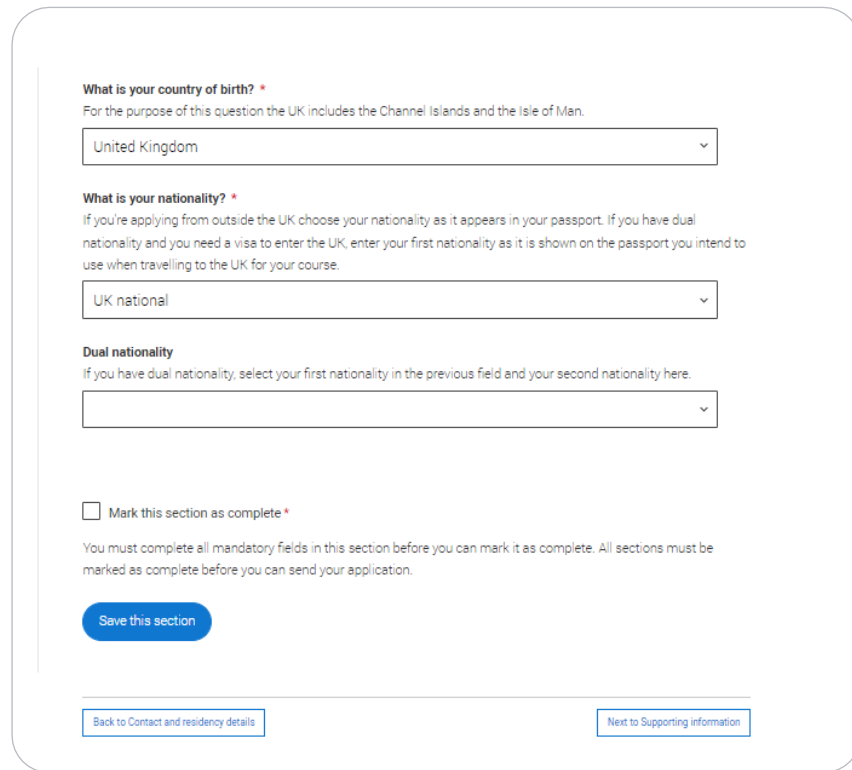
Nationality details.

In the Nationality section, depending on the information you provide, you may see more questions.

Your nationality is associated with the country that would issue you a passport for international travel. If you don't have a passport, it is usually the country in which you were born.

This is not your ethnicity. Ethnicity refers to your cultural identity and ancestry. UK resident applicants are asked about ethnicity in the diversity and inclusion section.

Remember, everything with a red asterisk must be answered. Select  to see our help text with advice about this.



What is your country of birth? *
For the purpose of this question the UK includes the Channel Islands and the Isle of Man.

United Kingdom

What is your nationality? *
If you're applying from outside the UK choose your nationality as it appears in your passport. If you have dual nationality and you need a visa to enter the UK, enter your first nationality as it is shown on the passport you intend to use when travelling to the UK for your course.

UK national

Dual nationality
If you have dual nationality, select your first nationality in the previous field and your second nationality here.

Mark this section as complete *

You must complete all mandatory fields in this section before you can mark it as complete. All sections must be marked as complete before you can send your application.


Save this section

[Back to Contact and residency details](#) [Next to Supporting information](#)

If you have **dual nationality**, please list both nationalities.

The information you provide will help universities and colleges in determining your fee status and allow them to assist you with the visa application process, if required.

There's some possible combinations but we'll only show relevant fields depending on your answers.

Select  to see our help text with advice about this.

What is your country of birth? *
For the purpose of this question the UK includes the Channel Islands and the Isle of Man.

What is your nationality? *
If you're applying from outside the UK choose your nationality as it appears in your passport. If you have dual nationality and you need a visa to enter the UK, enter your first nationality as it is shown on the passport you intend to use when travelling to the UK for your course.

Dual nationality
If you have dual nationality, select your first nationality in the previous field and your second nationality here.

Do you have settled or pre-settled status in the UK? *
[UKCISA - international student advice and guidance - Brexit - EU Settlement Scheme](#)

Yes No

Do you need a student visa to study in the UK? *

Yes No Don't know

Have you previously studied on a student or tier 4 visa in the UK? *

Yes No

What is your UK visa or immigration status? *

Start date *

Day Month Year


End date

Day Month Year

If you select that you have **pre settled status** you will be asked for an expiry date.

If you select that you will need a **visa**, you'll also be asked for your passport details.

If you have a **passport**, we ask you for your passport number, valid from and expiry dates; and place of issue.

Select  to see our help text with advice about this.

Do you have settled or pre-settled status in the UK? *
[UKCISA - international student advice and guidance - Brexit - EU Settlement Scheme](#)

Yes No

When does your pre settled status expire? *

Day Month Year
DD MM YYYY

Do you need a student visa to study in the UK? *

Yes No Don't know

Do you currently have a passport? *
Where relevant, UCAS collects applicants' passport information on behalf of universities and colleges, who need it for purposes of visa application and checks with the UK Visas and Immigration (UKVI). For further details about UK Visas and Immigration please visit the [UKVI website](#).

Yes No

Passport number *

Valid from *
Give the date your passport was issued

Day Month Year
DD MM YYYY

Expires *
Give the date your passport will expire


Day Month Year
DD MM YYYY

Place of issue *

Where you live.

You must add three years of residency history between 1st September 2022 and 1st September 2025.

Your current address should be added first, followed by your previous addresses until September 2022.

Select  to see our help text with advice about to help with this section.

Where you live

Add the addresses you have been living at since 1st September 2022 to the present day. We collect this to help universities and colleges ensure you pay the correct fees.

If you split your time between two permanent home addresses, for example, if your parents live apart, please inform us about the address where you spend the majority of your time.

Add current address

Address type *

What date did you start living here? *

Enter month and year

Month Year

Why are you living here? *

Universities and colleges need to know whether you are living here permanently or for a temporary reason

Save address

UK addresses can be added using the address look up tool.

BFPO addresses can also be added by using the address type drop down.

For each address tell us why you are living there; any reason can be selected, for example you may have two permanent homes.

Add current address

Address type *

UK address ▾

Address lookup

[Click here](#) to enter your address manually

Why are you living here? *

Universities and colleges need to know whether you are living here permanently or for a temporary reason

▾

- Other
- Permanent home
- Temporary because of my parents/guardians job/study
- Temporary for education (boarding school)
- Temporary for education (not boarding)
- Temporary for work
- Temporary whilst seeking asylum or similar

Add current address

Address type*

Non-UK address ▾

Address line 1 *

Address line 2

City/Town

Region/Province/State

Country*

International applicants can add a non-UK address by using the address type drop down.

All addresses must be written using the English alphabet.

Where you live

Add the addresses you have been living at since 1st September 2022 to the present day. We collect this to help universities and colleges ensure you pay the correct fees.

If you split your time between two permanent home addresses, for example, if your parents live apart, please inform us about the address where you spend the majority of your time.

Address 1 (Current address)

Dates you lived here: 02/2023 - Present

1 Constable Court,
Millfield Avenue,
York,
North Yorkshire,
YO10 3XA

Reason: Temporary because of my parents/guardians job/study


Add Previous address

You need to add 5 more months

Until the required duration of address history is reached, you'll see the 'Add previous address' option.

Gaps in the address history will be flagged for you to fill in so that a full history is provided.

Overlapping addresses are allowed.

Select  to see our help text with advice about this.

✔ The addresses you have added cover the date range we require

Please confirm your home address*

Universities and colleges require your permanent home address, to determine your domicile. This might be where your family lives, or the house you own. This may not be where you are currently living, if you are living away from home on a temporary nature (for example at boarding school, or other temporary housing for educational purposes)

- 1 Constable Court, Millfield Avenue, York, North Yorkshire, YO10 3XA
- high street, Town, Bahamas
- Add a different home address

Please select your area of permanent residence*

Your area of permanent residence refers to the area in which you normally live.

Residential category*

Please choose the option that most closely applies to you.

Mark this section as complete*


You must complete all mandatory fields in this section before you can mark it as complete. All sections must be marked as complete before you can send your application.

Save this section

When you've added enough addresses to cover the required duration, you'll see a success message. You'll then need to confirm your home address.

This can be selected from the list of addresses you entered, or a new one can be added.

You then need to select your area of permanent residence and residential category.

Remember to use our help text  for advice about this question if you are unsure what to enter.

Supporting information.

All questions are mandatory (*), but you have the option of

- *I don't know*
- *Prefer not to say.*

Have you ever lived or worked in the EU (excluding the UK), European Economic Area (EEA) or Switzerland? *

Do you have a parent, step parent, spouse or civil partner who is an EU (excluding the UK), EEA or Swiss national? *

Mark this section as complete *

You must complete all mandatory fields in this section before you can mark it as complete. All sections must be marked as complete before you can send your application.

Save this section

Finance and funding.

You will only be asked further questions in finance and funding if you select UK, ChI, IoM or EU Student Finance Services.

We'll ask you for your local authority under 'Student support arrangements'.

For more information head to:
ucas.com/finance

What will be your main source of funding for your studies? *

Select an option from the drop-down list to tell us how you expect to pay for your tuition fees. Most applicants from the UK, Channel Islands, Isle of Man, and the EU will be in the category UK, ChI, IoM, or EU student finance.

This guidance has been created in the absence of full Brexit arrangements being available and you should give your answer as guided. Universities and colleges are aware that EU applicants will be selecting the UK, ChI, IoM or EU student finance option.

UK, ChI, IoM or EU student finance services ▾

Student support arrangements

Tell us who will assess you for tuition fees, or how you will pay for your course. Please select the option which best describes your situation.

Gloucestershire ▾

Mark this section as complete *

You must complete all mandatory fields in this section before you can mark it as complete. All sections must be marked as complete before you can send your application.

Save this section

Diversity and inclusion.

You'll only see these questions if you have a UK home address.

You'll only see these questions if you have a UK home address.

There are two mandatory fields(*), but you have the option to respond with **I prefer not to say**.

This information is only shared with universities or colleges once you have secured a place, it does not influence any decision making. It's used to ensure applications are treated fairly.

Equality monitoring

Ethnic origin *

What is your religion or belief?

What is your sexual orientation?

Do you identify as transgender?

Yes
No
I prefer not to say

Select yes if you've ever lived in public care or as a looked-after child, including:

Growing up in care means you are entitled to a range of practical support; for example, during your application, financial assistance, year-round accommodation, or help with managing your health and wellbeing.

When you give this information, you are letting the university or college know that you may need additional support during your studies. They may get in touch to tell you more about the benefits and options available, if you want it.

Care support information

Have you been in care?

Select yes if you've ever lived in public care or as a looked-after child, including:

- with foster carers under local authority care
- in a residential children's home
- being 'looked after at home' under a supervision order
- living with friends or relatives in kinship care

Note: This does not refer to time spent in boarding schools, working in a care or healthcare setting, or if you are a carer yourself

For more information about answering this question read our [FAQs](#).

Yes No

Duration in care *

You can select *I prefer not to say* for the parental education question.

For the occupational background, you must type at least 3 letters into the response field, and then select an option from the menu that appears below it.

If you prefer not to give this information, please enter '*I prefer not to say*'.

Parental education

Do any of your parents, step-parents or guardians have any higher education qualification, such as a degree, diploma, or certificate of higher education?

Occupational background*

Please give the job title of your parent, step-parent, or guardian who earns the most, if you are under 21. If she or he is retired or unemployed, give their most recent job title. If you prefer not to give this information, please enter '*I prefer not to say*'. If you are 21 or over, please give your own job title. If you can't find a match for the job title you want to enter, please choose the one closest to it.

More about you.

You can tell us about any circumstances that you might need support for during your studies. We don't need you to give details – this information will be shared with those involved in making arrangements to support you at the university or college (e.g. the student support team, admissions staff), and they may get in touch to tell you more.

To mark the section as complete you will need to select an answer: either to share information or select 'No disability'. **You will see this question if you have a UK or non-UK home address.**

Every year, over 60,000 students with a physical and/or mental health condition, long-term illness, or learning difference apply through UCAS to study at a university or college in the UK, and access a range of support available to help with their studies, day-to-day activities, travel, or lifestyle. Would you consider yourself as living with any of the following: *

None

A visual impairment uncorrected by glasses (e.g. blindness or partial sight)

A long-term illness or health condition which may involve pain or cause fatigue, loss of concentration or breathing difficulties – including any effects from taking associated medication.

A mental health condition, challenge or disorder (e.g. anxiety or depression)

A physical impairment or challenges with mobility (e.g. climbing stairs or uneven surfaces), or dexterity (e.g. using a keyboard or laboratory equipment)

Two or more impairments or conditions (please give details in the box below)

A social, behavioural or communication impairment (e.g. an autistic spectrum condition or Tourette's Syndrome)

A learning difference (e.g. dyslexia, dyspraxia, or AD(H)D)

A hearing impairment (e.g. deafness or partial hearing)

A condition or impairment not listed (please give details in the box below)

You might feel uncertain about sharing personal circumstances, please feel reassured this information is confidential and will not negatively impact your application.

These questions are intended to connect you to the right support for your needs.

You will only see these questions if you have a UK home address.

Would you consider yourself estranged from your parents (i.e. you're not in contact with and supported by your parents)?

Yes No

Do you have any caring responsibilities?

Yes No

Are you a parent or do you have parenting responsibilities?

Yes No

Do you have official refugee status or limited leave to remain, or are you seeking asylum?

No The UK government has granted me refugee status or humanitarian protection in the UK

I have limited or discretionary leave to remain in the UK I'm currently seeking asylum in the UK

Do you have a parent or carer who currently serves in the UK Armed Forces, or who has done so in the past?

Yes No

Have you ever served in the UK Armed Forces?

Yes No

Are you currently receiving free school meals, or have you been in receipt of free school meals during your secondary education?

Yes No Don't know

Education.

You must enter all your qualifications from secondary education onwards – whether you have the result (even any that were ungraded) or you're still awaiting exams and results.

First you need to add details of where you've studied, or are studying, then add qualifications.

Start by clicking **Add place of education**.

You'll be asked for a 'Unique Learner Number' – if you don't have one leave the question blank.

English language tests can be entered here too, if you have any other English language tests they can be added as a qualification.

+

Add place of education

Unique Learner Number (ULN)
UK Students ONLY - This is a 10-digit number connected to a UK Student's Personal learning record. You can find this on a qualification certificate or results slip. If you don't have one or don't know yours, please leave this blank.

English language certificates

English language certificates are often needed for international students as an entry requirement for the course. Not everyone will need an English language certificate. If you're unsure whether you need one, check the entry requirements for the course on the search tool. If you have a language certificate that is not listed here, ie Pearson, Cambridge you can add these as a qualification in the section above.

Test of English as a Foreign Language (TOEFL) Number

International English Language Testing System (IELTS) TRF Number

Mark this section as complete *

You must complete all mandatory fields in this section before you can mark it as complete. All sections must be marked as complete before you can send your application.

Save this section

If you are linked to a centre, when you click on 'Add place of education', you'll be asked if you'd like to add it.

If you've attended another centre, type the name of where you studied. Once you find your centre, click on the name and the Exam centre number will automatically populate.

If an exam centre number doesn't appear that's ok, it's because we don't have it.

Add when you started and finished; if you're still studying there add the month you're due to finish.

You are linked to UCAS SCHOOL, CHELTENHAM, would you like to add this centre?

Yes

No

Add place of education

Name of the school, college, or university *

Exam centre number

This may be automatically filled in based on your school, college, or university

Start date *

Month Year

End date *

Month Year

Type of study *

Full time Part time Exam only

Study Mode *

Online In Person

Save and add Qualification

Save and return to Education Section

Cancel

Tell us how you studied at each place of education.

For type of study did you attend full time, part time or exam only.

For study mode did you attend a centre in person or if you studied a course completely remotely, select online.

Type of study *

Full time Part time Exam only

Study Mode *

Online In Person

[Save and add Qualification](#) [Save and return to Education Section](#)

There are warning messages to help you.

For example, you can't say you attended two or more places for full-time study during the same date range.

Red text are warnings, it means something is wrong and the section can't be completed until you change it.

The image shows two examples of UCAS qualification entries. Each entry is contained within a rounded rectangular box. The first entry is for 'UCAS, CHELTENHAM' with a date range of 'March 2009 - July 2030' and 'Full time' status. Below this, a red warning message states: 'You cannot be full-time at more than one school or college at the same time - please check the start and finish dates you have entered.' A blue button labeled 'Add qualification' is positioned below the warning. A 'More' link is visible in the top right corner. The second entry is for 'UCAS, CHELTENHAM , Cheltenham, Ireland' with a date range of 'March 2009 - April 2030' and 'Full time' status. It features the same red warning message and a blue 'Add qualification' button. A 'More' link is also present in the top right corner.

UCAS, CHELTENHAM [More](#)

March 2009 - July 2030
Full time

You cannot be full-time at more than one school or college at the same time - please check the start and finish dates you have entered.

[Add qualification](#)

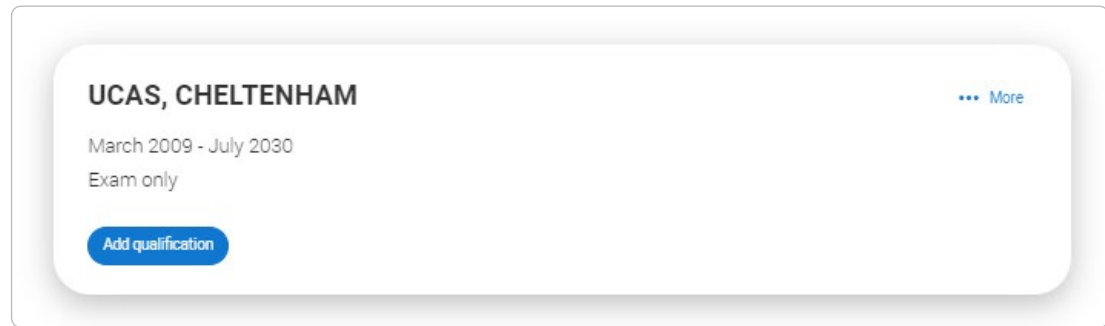
UCAS, CHELTENHAM , Cheltenham, Ireland [More](#)

March 2009 - April 2030
Full time

You cannot be full-time at more than one school or college at the same time - please check the start and finish dates you have entered.

[Add qualification](#)

Once you've added where you studied you need to 'Add qualification'.



The image shows a screenshot of a user interface element, likely a profile card for a qualification. The card is white with rounded corners and a subtle shadow, set against a light gray background. At the top left, the text 'UCAS, CHELTENHAM' is displayed in a bold, black, sans-serif font. To the right of this text, there is a small blue icon consisting of three dots, followed by the word 'More' in a blue, sans-serif font. Below the main title, the text 'March 2009 - July 2030' is shown in a smaller, gray, sans-serif font, followed by 'Exam only' in the same font and color. At the bottom of the card, there is a blue button with rounded corners and white text that reads 'Add qualification'.

Select the qualification type you are trying to find. If you are linked to a centre their **shortlisted qualifications** will appear, followed by the rest of the category.

The search can then be used to narrow this down. If you are searching for a qualification, make sure you use the qualification title. For more [help and advice](#) head to [ucas.com](#).

International qualifications are grouped together and are listed by name and country, but don't worry if yours isn't there – type 'other' into the search box and select the relevant option.

Pick your qualification type

Choose the type of qualification you would like to add, you can search for specific qualifications within each group.

A Level, AS, EPQ, and T Levels ▾ GCSE and equivalent BTEC ▾

Job related Scottish qualifications International and EU ▾ Baccalaureate

Apprenticeships Access to HE Technical (not including BTEC) Core maths

HNC, HND, and Degrees Performance, Art, and Design ▾ More UK Qualifications

All qualifications

Search for your qualifications

If you cannot find your qualification, select the "All qualifications" filter and search there, if you still can't find your qualification you can select the "All qualifications" filter and search "Other".

🔍 Search

Provided by your school or college

- + AQA Baccalaureate
- + European Baccalaureate
- + International Baccalaureate Careers Certificate
- + International Baccalaureate Certificate
- + International Baccalaureate Diploma
- + International Baccalaureate Middle Years Programme
- + PG Qual 1
- + Welsh Baccalaureate Advanced Diploma
- + Welsh Baccalaureate Foundation Diploma
- + Welsh Baccalaureate Intermediate Diploma

The qualification dates you can select are based on those entered when you added your place of education. You need to enter the awarding organisation – speak to your teacher or adviser if you're not sure what this is.

If you haven't finished the qualification or had your result, then choose **Pending*** in the Grade field.

It's entirely up to you whether you include module information. However, some courses may state in their entry requirements that they'd like to see module results – in which case make sure you include them.

* If presented with a free text box then the result must be left blank.

[← Back to search for qualifications](#)

Add GCE Advanced Level

Entering unit details for A level is optional

Subject *	Qualification date *	Awarding organization *	Grade *
Type and select the subject you studied <input type="text"/>	Month MM ▾ Year YYYY ▾	<input type="text"/>	<input type="text"/>

You must enter at least one qualification OR record of employment history before marking the sections as complete. Warnings on the screen will make it clear what the next steps are to complete the sections.

! You cannot mark this section as complete because you have not entered any qualifications or details of employment. If you have/will receive qualifications please add one to mark the section as complete.

Mark this section as complete *

You must complete all mandatory fields in this section before you can mark it as complete. All sections must be marked as complete before you can send your application.

Save this section

Employment.

Only enter paid work here, so not everyone will have something to enter.

If you add more than one employer, it will appear in chronological order with the most recent at the top.

Any work experience or volunteering should be covered in your personal statement.

If you leave this section blank remember to mark it as complete.

The screenshot shows a sidebar menu on the left with the following items: Personal details, **Nationality details** (highlighted in blue), Where you live (with a blue circle icon), Contact details (with a blue circle icon), Supporting information, Finance and funding, Diversity and inclusion, More about you, **Education** (with a green checkmark icon), **Employment** (with a green checkmark icon), Extra activities, and Personal statement. The main content area on the right features a large grey button with a plus sign and the text 'Add employment'. Below this are four more empty grey rectangular boxes. At the bottom of the form, there is a checkbox labeled 'Mark this section as complete' which is checked, followed by a note: 'You must complete all mandatory fields in this section before you can mark it as complete. All sections must be marked as complete before you can send your application.' A blue button labeled 'Save this section' is located at the bottom right.

Extra Activities.

You'll only see these questions if you have a UK home address.

Please add any activity you have taken part in to prepare for higher education.

These include national or regional schemes, university-run programmes, summer schools, taster courses, and booster courses.

Open days are **not relevant** to this question.

If you haven't attended any such activity, please leave this sections blank.

Extra activities

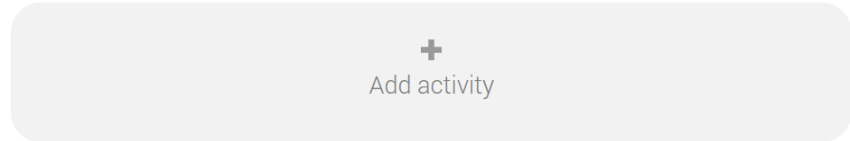
Have you attended an activity to prepare you for higher education?


Please select any activity you have taken part in to prepare for higher education. For example: national or regional schemes, university-run programmes, summer schools, campus days, taster courses, and booster courses. You can also use your personal statement to include more details about the activities you took part in, the skills you learned, and how this prepared you for higher education.

Note: Open days are not relevant to this question.

If you haven't attended any such activity, please leave this sections blank.

If this section is relevant to you, please provide the following details:

A light grey rounded rectangular button with a dark grey plus sign icon centered above the text "Add activity".

A light grey rounded rectangular input field, currently empty.

Mark this section as complete*

You must complete all mandatory fields in this section before you can mark it as complete. All sections must be marked as complete before you can send your application.

[Save this section](#)

If this section is relevant to you, you need to include:

- type of activity
- name of the activity provider (from a drop-down list)
- name of the activity/programme (a free-text box)
- dates of the activity.

If the type of activity you attended is not listed, please select 'Other'.

Add activity

Type of activity *

Campus visit

Information Advice and Guidance

Masterclass/ subject insight

Mentoring

Online

Skills and attainment raising activity

Summer School

Workshop in School/college

Other

Characters used: 0 of 100 characters

Start date *

Day Month Year

DD MM YYYY

End date *

Day Month Year

DD MM YYYY

Save Cancel

The activity provider is the organiser of the activity. It may be a university or college, or a national, regional, or local organisation.

If the activity provider isn't listed, please select "Other". If you're unsure of the answer, contact whoever organised the activity to find out, and, if you're still unsure, select 'Don't know'.

Add activity

Type of activity *

Mentoring

Activity provider *

- Aim Higher
- YG&T
- Sutton Trust
- LEAPS
- GOALS
- ASPIRENorth
- Other**
- Don't know
- Reaching Wider
- Discovering Queen's programme
- LIFT OFF
- FOCUS West
- Realising Opportunities
- UNIQ Summer School
- Villiers Park post-16 Residential Course
- Villiers Park Scholars Programme
- Academic Enrichment programme (AEP)
- Higher Education Insight Programme (HEI)
- Aston Progression Pathways

Save Cancel

Add the official title of the activity. If you're unsure of the answer, contact whoever organised the activity to find out.

Remember you can use your personal statement to include more details about the activities you took part in, the skills you learned, and how this prepared you for higher education.

Add activity

Type of activity *

Mentoring

Activity provider *

Name of the activity/programme

This is a free text box of 100 characters |

Characters used: 42 of 100 characters

Start date *

Day Month Year

DD MM YYYY

End date *

Day Month Year

DD MM YYYY

Save Cancel

Personal statement.

You can save and edit this section as many times as you need to.

If you try to navigate away without saving your work. We'll remind you with a pop-up warning.

For advice on how to write your [personal statement](#) head to ucas.com or use the personal statement builder in the UCAS Hub.

The screenshot shows a web form for writing a personal statement. At the top, there are three lines of instructional text: "Our guide to writing your personal statement (opens in a new window) should help you complete this section.", "We strongly recommend you write the statement using a word-processor and paste it in to your application.", and "You can type your statement directly into the box or edit a statement you have pasted in." Below this is a label "Personal statement *" followed by a large empty text area. A white pop-up dialog box is centered over the form, containing the question "Are you sure you want to leave this page without saving your changes?" and two buttons: "Yes" (highlighted in blue) and "No". Below the text area, it says "Characters used: 1 of 4000 characters". At the bottom of the form are two blue buttons: "Save draft" and "Save & Preview".

You can only mark **this section as complete** on the **Preview** screen.

Remember we'll carry out checks to verify your personal statement is your own work.

If it appears to have been copied from one or more other sources, we'll inform the universities and colleges to which you have applied. They will then take the action they consider appropriate.

We'll also contact you by email to tell you this has happened.

Personal statement Preview



You have used 5 of 47 lines based on the preview and 445 of 4000 characters.

Make sure your personal statement is your own work

We'll carry out checks to verify your personal statement is your own work.

Provided it is your own work, you can use your personal statement from your application last year. If it appears to have been copied from another source, we'll inform the universities and colleges to which you have applied. They will then take the action they consider appropriate. We'll also contact you by email to tell you this has happened.

Edit

445 of 4000 characters

- 1 Lorem ipsum dolor sit amet, consectetur adipiscing elit, sed do eiusmod tempor incididunt ut
- 2 labore et dolore magna aliqua. Ut enim ad minim veniam, quis nostrud exercitation ullamco
- 3 laboris nisi ut aliquip ex ea commodo consequat. Duis aute irure dolor in reprehenderit in
- 4 voluptate velit esse cillum dolore eu fugiat nulla pariatur. Excepteur sint occaecat cupidatat
- 5 non proident, sunt in culpa qui officia deserunt mollit anim id est laborum.

Mark this section as complete *

You must complete all mandatory fields in this section before you can mark it as complete. All sections must be marked as complete before you can send your application.

Adding a choice.

To add your choice start typing the **name** of the university or college into the institution field. Select from the options displayed.

Do the same for the course you have selected.

Locations and start dates are displayed according to the course details.

You don't have to select a point of entry, but if you want to, it will usually be year 1 or foundation year (if available).

Add choice

University/college name *

Course *

Location *

Start date *

Further details
You only need to provide information here if your chosen university or college has asked you to.

Point of entry
This tells the universities and colleges which year of the course you want to start, e.g. point of entry one is the first year of the course. If you wish to start in the first year of the course leave the box blank and you will automatically be considered for the first year. Enter 0 if you intend to take a foundation year - not all universities offer a foundation year so please check before applying.
If you've spoken to your chosen university or college and they are willing to consider your application to start the course after the first year, please enter the relevant number for the year, e.g. second year = 2, third year = 3, etc.

Live at home while studying? *

Yes No

Save **Cancel**

Some courses may require you to disclose your criminal conviction status.

We'll only show this question if the course choice requires it.

Criminal convictions

Applied Health & Social Care (top-up) at University of Worcester

This course has entry requirements which ask you to disclose further information regarding any spent or unspent convictions or any past criminal activities, and may also require a criminal records check.

▼ Help with criminal convictions

Further checks may also be required under the Disclosure and Barring Service.

If you have spent or unspent convictions from a court outside Great Britain, additional checks may be carried out depending on the records available in respect of the applicable country.

A criminal records check may show all spent and unspent criminal convictions including (but not limited to) cautions, reprimands, final warnings, bind over orders or similar and, to the extent relevant to this course, may also show details of any minor offences, fixed penalty notices, penalty notices for disorder, ASBOs or VOOs.

Please tick if you have any spent or unspent criminal convictions or other punishments that would show up on a criminal records check? *

If you tick the box you will not be automatically excluded from the application process.

It is recommended that you [read our page on criminal convictions](#) and if these issues are in any way relevant to you, you should obtain further advice from appropriate bodies. UCAS will not be able to assist you in this respect.

You will be asked this question each time you add a course that requires a criminal conviction declaration.

There is a maximum of **five** choices and choice restrictions may apply. A maximum of **four** courses from medicine, dentistry, veterinary medicine or veterinary science, and either the University of Oxford OR the University of Cambridge).

Once all choices are added you must mark the section as complete to be able to submit.

Choices do not need to be added in any preference order. Universities / colleges can only see where else you've applied once they've made their offer and you've decided whether to accept them as your firm or insurance choice.

The screenshot displays the 'Your choices' section of the UCAS application. At the top left, it says 'Your choices'. On the right, there is a search bar labeled 'Search for courses' with a magnifying glass icon and the text 'Find courses and providers'. Below this is a large blue button with a white plus sign and the text 'Add choice'. The main area contains two course cards. The first card is for 'Accounting and Finance (N400)' at 'Aberystwyth University (A40)'. It lists details: Location: Main Site (Aberystwyth), Start date: 01 September 2022, Further details: Not provided, Point of entry: 1st year, Deferred entry: Yes, and Live at home while studying: No. The second card is for 'Accounting and Finance (with integrated Foundation) (NN44)' at 'University of Buckingham (B90)'. It lists details: Location: Main Site, Start date: 23 September 2022, Further details: Not provided, Point of entry: 1st year, Deferred entry: Yes, and Live at home while studying: No. Each card has a three-dot menu icon in the bottom right corner.

You can add up to 5 choices to your application. You can change your choices until you send your application to us. All sections must be marked as complete before you can send your application to us.

[Mark complete](#)

Some courses have extra admissions tests and assessments.

We'll show these in **blue text** on the choice card.

This should not be a surprise to you, as you should have seen details of this when researching the course.

Your choices



Add choice

Medicine (A100) University of Oxford (033)

Location: Christ Church
Start date: 01 October 2022
Further details: *Not provided*
Point of entry: 1st year
Deferred entry: Yes
Live at home while studying: No
Criminal convictions declaration: Undeclared

INFO

ⓘ You may need to take an admissions test

As part of the application process for this course you may need to sit the following admissions tests: Bio-Medical Admissions Test (BMAT)

ⓘ There may be an assessment

You may be required to attend an interview or audition or provide a portfolio, essay or other piece of work to help the course tutor decide if you're suitable for this course.



Click anywhere on a choice card to expand it or collapse it.

Any choice combinations that are not permitted will be flagged with **red text** on the right of each relevant card.

For example, these screens show error messages for students trying to apply to University of Cambridge and University of Oxford.

The image shows two screenshots of a choice card for 'Medicine (A100)'. The top screenshot is for the University of Cambridge (C05) and the bottom is for the University of Oxford (O33). Both cards have an 'INFO' section on the right with error messages. In the Oxford screenshot, the error message 'You can't make two or more applications to Oxford' is highlighted with a red box.

Medicine (A100)
University of Cambridge (C05)

Location: Girton
Start date: 01 October 2021
Further details: *Not provided*
Point of entry: 1st year
Deferred entry: No
Live at home while studying: No
Criminal convictions declaration: Undeclared

INFO

1 Check your choices
You can usually only apply to one course at either the University of Oxford or the University of Cambridge. The only exception is if you'll be a graduate by 30 September 2021 and you're applying to Cambridge for graduate medicine (course A101). If so, you can also apply to medicine (course A100) at Cambridge, as well as graduate medicine (course A101) at Oxford.

1 You may need to take an admissions test
As part of the application process for this course you may need to sit the following admissions tests: Bio-Medical Admissions Test (BMAT)

1 There may be an assessment
You may be required to attend an interview or audition or provide a portfolio, essay or other piece of work to help the course tutor decide if you're suitable for this course.

Medicine (A100)
University of Oxford (O33)

INFO

1 You can't make two or more applications to Oxford

1 You may need to take an admissions test

1 There may be an assessment

Submitting the application.

There are 4 steps to the submission process.

The profile must be complete and showing 'Ready to Send' before being able to review and submit.

UCAS APPLICATION

2025 Undergraduate application

Your Personal ID number

1270051406

Home / UCAS application

Application **status**

Centre information
Application linked to

Group
Default Group

...

CHOICES: 1/5

PROFILE: 100%

PERSONAL STATEMENT: ✓

READY TO SEND

Review and submit >

This shows the full application; you can download it as a pdf (in the top right) to help you check it.

At the bottom of the application, click **Accept and proceed** (or return to application if you want to make more changes).

UCAS Discover Undergraduate Postgraduate Money & student life Apprenticeships Careers

Search

SUBMITTING YOUR APPLICATION

2025 Undergraduate application

Your Personal ID number
1270051406

UCAS application / Submitting your application

- 1 Check your application
- 2 Update your preferences
- 3 Terms and conditions
- 4 Pay and submit

Check **your** application

This is an overview of your application. Please check to make sure the information is correct.

[Download as PDF](#)

[Personal details](#)

Personal details		Edit
Title	Mr	
First and middle name(s)	Emma	
Last name	Cole	
Previous name(s)	<i>Not provided</i>	
Preferred name	<i>Not provided</i>	
Date of birth	17/04/2007	

[Contact and residency details](#)

[Nationality details](#)

[Supporting information](#)

[Finance and funding](#)

[Diversity and inclusion](#)

[Accept and proceed](#) [Return to application](#)

We need you to check,
and where necessary,
update your preferences.

Marketing preferences

When you're applying and off to uni, you'll find different brands and universities will want to get in touch with you to share information about things to make student life easier and help you chose the right university for you. Tell us what you'd like to hear more about...

Study and career opportunities, plus health information *

Get career advice and information on course and training opportunities from employers, universities and colleges, as well as health and well-being guidance as you prepare for student life.

Yes No

Student essentials *

Make the most of student life with info on tech, retailers, publications, banks, travel, and transport, as well as recommendations for student accomodation.

Yes No

Relevant courses *

If you find yourself without a place, we'll share course info from unis and colleges that have vacancies on relevant courses.

Yes No

All

Email

Post

SMS

You must tick the box at the bottom of the page to confirm you have read and understood the terms and conditions.

You can collapse these by clicking the ▼.

Then click **Accept and proceed**, or you can Return to application, or Return to marketing preferences.

Terms and **conditions**

These are the terms and conditions (the "**Terms**") on which we supply the "**Apply**" service (the "**Service**") to you.

- Unordered list
- Harum asperiores tenetur odio quaerat eaque veniam fugit soluta et fuga saepe temporibus aut delectust

1 Ordered list

2 Ullam placeat numquam perferendis deleniti ut eveniet tempore nihil aliquid ut dolore non vero molestias

It is important that you read these Terms carefully so that you are happy you understand their content.

We will ask you to confirm your agreement by ticking a box when you submit your application (your 'Application'). By ticking this box, we will consider that you accept these Terms, our website terms and conditions and our privacy policy.

We are unable to process your Application until you do so.

[EXPAND ALL](#) [COLLAPSE ALL](#)

▼ **About UCAS**

What we do and how to contact us.

- 1.1 We are the Universities and Colleges Admissions Service, a company incorporated in England and Wales with company number 02839815, whose registered office is at Rosehill, New Barn Lane, Cheltenham, Gloucestershire, GL52 3LZ ("UCAS", "we", "us").
- 1.2 You can contact us by telephoning our customer service team on 0371 334 4 447, emailing us at webenquiries@ucas.ac.uk or by writing to us at the above address.
- 1.3 Our role is to provide application services for people applying for undergraduate and postgraduate courses, as well as making choices after their GCSEs.

Help text

This section summarises important points. It's important you still read and understand the full conditions.

< **Contact us**

How to get in touch with UCAS.

Pay and Submit.

If your school or college pay for your application, you won't need to enter any card details.

The screenshot shows the UCAS Application confirmation page. At the top left is the UCAS logo. To the right is a navigation menu with links for Further education, Undergraduate, Postgraduate, Alternatives, Careers, a search icon, and a user profile icon labeled 'Rose'. Below the navigation is the main heading 'UCAS APPLICATION'. On the right side, it displays 'Your Personal ID number' as 1241028408. A dark breadcrumb bar contains a home icon and the text 'UCAS application'. The main content area features a large 'Thank you!' message, followed by a confirmation message: 'You have successfully submitted your application. It is now with your school, college, or centre to be approved and sent to UCAS.' Below this is a 'Return to your Hub' button. A help icon (question mark in a circle) is located in the bottom right corner.

If you need to pay by card, you will see this screen. Click **Pay now** and you will be asked to enter your card details.

UCAS application

1 Check your application 2 Update your preferences 3 Terms and conditions 4 Pay and submit

Pay and submit

Please click **pay now**, where you will be asked to enter your card details. Compulsory fields are marked with an asterisk (*).

Card payment details

Credit and debit cards: we accept UK and international Visa, Visa Debit, Delta, MasterCard, JCB, Maestro, and Electron. At the moment we do not accept American Express or Diners Club cards.

Your card details will be encrypted before being transferred over the internet.

The application will not be processed until your payment has been authorised by the card issuer.

If it is subsequently discovered that you did not have authority to make payment using the credit or debit card whose details are entered, we will cancel your application.

Do not refresh the page or use the back button while we process your payment.

Amount due £27.00

The next screen you see may be a payment card verification form supplied through your card issuer which is in place to give you added protection when paying online.

[Pay now](#) [Return to application](#)

[Back to Terms and conditions](#)

When you've paid and submitted your application, it will go to your school/college to check.

They will submit the application to UCAS.

If you log in after you've submitted your application, you'll see a read-only version of it.

The screenshot shows a web interface for a UCAS application. At the top, there is a teal header with a back arrow and the text "Return to your Hub". Below this, a message states: "This is a read only version of your application which is with an adviser at UCAS Test and training centre. your adviser if you have any questions or problems with your application." To the right of this message are the words "Contact" and a "Download as PDF" button. On the left side, there is a vertical menu with the following items: "Personal details", "Contact and residency details", "Employment", "Education", "Nationality details", "Supporting information", "English language skills", "Finance and funding", "Diversity and inclusion", and "Personal statement". The main content area is divided into two sections. The first section is titled "Personal details" and contains the following information:

Title	Mrs
First name	Rose
Last name	Hill
Previous name(s)	Not provided
Preferred name	Not provided
Date of birth	08/02/1995
Gender	Female

The second section is titled "Contact and residency details" and contains the following information:

Mobile telephone number	01234567890
Other telephone number	Not provided

Tracking your application.

The banner at the top of your UCAS Hub will update as the status of your application changes. Click on it to go to your application.



Submitted to your school or college

Your application has been sent to your school or college and is being checked by your adviser. Once they have approved it your application will be sent to UCAS.



Waiting for decisions

Universities or colleges are considering your application.

Providers have until dd-mm-yyyy to respond to your choices.



Your application has been returned by your adviser

Your adviser has returned your application, go to your application to see what amendments they are recommending for you.



Waiting for confirmation

You're waiting for confirmation of your choices. If you meet the offer conditions, the university/college will confirm your place. Send them your results if requested.



All decisions received

You've received a decision from all of your choices. You can now reply to your offers at any time.

Reply by dd-mm-yyyy

You'll be taken to your application status, which displays the key information relevant to your application.

It will update to reflect your status and clearly state any actions you need to take, particularly when you will need to **reply to any offers**.

All deadlines are in UK time – make sure you keep this in mind and don't miss any.

Application status

Latest updates
There have been no recent updates to your application
[View all updates](#)

Important information

- [View all details](#)
- [View all correspondence](#)
- [Student bank account info](#)
- [Centre link permission](#)

Waiting for decisions
Providers have until 29/04/2022 to respond to your choices.

0/5

Application status

Latest updates
28 June 2021, 09:48
University of UCAS has offered you an unconditional place for Biology and Languages.
[View all updates](#)

Important information

- [View all details](#)
- [View all correspondence](#)
- [Student bank account info](#)
- [Centre link permission](#)

Waiting for decisions
Providers have until 29/04/2022 to respond to your choices.

4/5

Application status

Latest updates
5 September 2022, 14:11
Abertay University has offered you a place for Business Management, subject to conditions. Please view the choice to see these.
[View all updates >](#)

Important information

- [View all details >](#)
- [View all correspondence >](#)
- [Student bank account info >](#)

Reply to offers
You have until 08/Jun/2023 to reply to your offers – if you don't reply on time you will lose them.

You have received 5 decision(s)

[Reply to offers >](#)

- **Latest updates** – displays offer and decision notifications, click view all updates for full history.
- **Student bank account info** – you'll need this to open a student bank account (when eligible).
- **View all correspondence** – all correspondence is grouped by choice.
- **Centre link permission** – if you are linked to a centre this enables you to update your sharing preference. Remember if you don't share with your centre then they will be unable to help support you with your application.

Application **status**

Latest updates

There have been no recent updates to your application
[View all updates](#)

Important information

- [View all details](#)
- [View all correspondence](#)
- [Student bank account info](#)
- [Centre link permission](#)

Waiting for decisions

Providers have until 29/04/2022 to respond to your choices.

0/5

VIEW ALL UPDATES

2022 Undergraduate application

[Overview](#) / [View all updates](#)

[Return to overview](#)

You've been offered a place!

University of UCAS has offered you an unconditional place for Biology and Languages.

28 June 2021, 09:48

You've been offered a place!

University of UCAS has offered you a place for Medicine and Surgery, subject to conditions. Please view the choice to see these.

28 June 2021, 09:47

Philosophy, Politics and Economics (two-year degree) (V500)
 University of Buckingham (B90)

Unsuccessful 15 January 2021

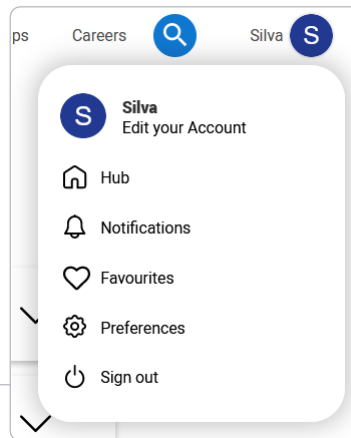
Economics (two-year degree) (L100)
 University of Buckingham (B90)

Replying to offers	15 January 2021
Replying to offers	15 January 2021
Status check	15 January 2021

It's important your contact details are kept up to date.

We recommend using a personal email address, rather than a school/college one, so that you have access to it throughout your application journey.

To update your email address, go to 'Preferences' and 'Edit your account' from drop-down, where you can change your email.



YOUR ACCOUNT

Your profile

[Preferences](#)

Password and security

Language settings

Manage my **marketing preferences**

Manage my **Hub personalisation**

Need **study support?**

Interested in **apprenticeships?**

Profile

Personal details

Name, age, title and gender

Nationality details

Birthplace and nationalities

Where you live

Tell us about your address history

Contact details

Birthplace and nationalities

Supporting information

So that providers know how to support you during your studies

Finance & funding

Tell us how you'll fund your studies

Diversity & inclusion

Tell us how you'll fund your studies

More about you

Tell us about any circumstances that you might need support for during your studies

Experience

Education

Qualifications and periods of study

Employment

Paid employment

Extra activities

Taken part in any activities to prepare you for higher education?

Personal Statement & References

Personal statement

Why do you want to study the subject?

References

Provide details of your referees

UCAS

- Your application details are displayed below your choices.
- All are read-only with the exception of 'Contact' details. Here you can edit your phone numbers and postal address.

Waiting for decisions

Horticulture and Amenity Management (HORT)

University of UCAS (Z98)

Location: C

Start date: 01 September 2022

Point of entry: 1st year

Deferred entry: No

Live at home while studying: Yes

Criminal convictions declaration: Undeclared

ACTIONS

Substitute this choice

If you made a mistake with this choice, you can still substitute it (for a limited period only).

Permanently withdraw from this choice

Once withdrawn, you won't be able to change it for another choice

Art and Design Studies (ADST)

University of UCAS (Z98)

Location: C

Start date: 01 September 2022

Point of entry: 1st year

Deferred entry: No

Live at home while studying: Yes

ACTIONS

Substitute this choice

If you made a mistake with this choice, you can still substitute it (for a limited period only).

Permanently withdraw from this choice

Once withdrawn, you won't be able to change it for another choice

SUBSTITUTE YOUR CHOICE

2022 Undergraduate application

Your Personal ID number
149042808

Overview / Substitute your choice

- Select new course
- Confirm substitution

Substitute this choice

Horticulture and Amenity Management (HORT)

University of UCAS (Z98)

Location: C
Start date: 01 September 2022
Point of entry: 1st year
Deferred entry: No
Live at home while studying: Yes
Criminal convictions declaration: Undeclared

To substitute this choice please add the new choice details below

University/college name *

Course *

Location *

Start date *

?

You can substitute a choice within 14 days of your application being sent to UCAS. Select the option from the actions box and complete the short substitution form.

If you want to change the course, but still apply to the same university or college, speak to them directly before you do anything.

Biology and Languages (BILA)

University of UCAS (2018)

Location: A
Start date: 01 September 2020
Point of entry: 1st year
Deferred entry: No
Live at home while studying: No

OFFER

The university or college has offered you an unconditional place.

Business and Management (BUMA)

University of UCAS (2018)

Location: C
Start date: 01 September 2020
Point of entry: 1st year
Deferred entry: No
Live at home while studying: Yes
Criminal convictions declaration: Unsuccessful

OFFER

The university or college has offered you a place subject to conditions.

[View full offer](#)

Medicine and Surgery (MSUG)

University of UCAS (2018)

Location: C
Start date: 01 August 2020
Point of entry: 1st year
Deferred entry: No
Live at home while studying: Yes
Criminal convictions declaration: Unsuccessful

OFFER

The university or college has offered you a place subject to conditions.

[View full offer](#)

Your unsuccessful, declined and withdrawn choices

Art and Design Studies (ADST)

University of UCAS (2018)

Location: C
Start date: 01 September 2020
Point of entry: 1st year
Deferred entry: No
Live at home while studying: Yes

UNSUCCESSFUL

You have been unsuccessful in your application

- The details of your offers will be shown including any conditions.
- The full text of the offer can be seen by clicking 'View full offer'.
- Your inactive choices (withdrawn, declined, unsuccessful) are in an accordion section below the active choices.

Full offer

This offer is subject to you obtaining

112 UCAS Tariff points including BTEC National Diploma grade DM

[Close](#)

If a university or college has notified UCAS of an interview the invitation details will be shown alongside a button to enable you to respond.

Graphic Design (W210)

Bachelor of Arts (with Honours) BA (Hons)

Location: Main site
Start date: September 2022
Point of entry: 1st year
Accommodation needed: No
Criminal convictions: None to declare

INVITATION

You have been invited to interview

Your invitation
You have been invited to interview on
9 February 2022

[View correspondence](#)

[Respond to invitation](#)

There are three options you can select from to respond to the invitation.

Reply to your invitation

Select response

- Accept invitation
- Request an alternative date
- Decline invitation

[Send reply](#) [Cancel](#)

...t suitable, you'll need to contact
...rrange an alternative date.

CONFIRM YOUR CHOICES

UCAS Application

Your Personal ID number


116-000-7564

[← Previous](#)
Select insurance choice

Cancel

Save choices

Selecting as your firm choice

Archaeology (V400)University of UCAS (295)  (E56)

Master of Arts (with Honours) MA (Hons)


Location: Main site

Start date: September 2020

OFFER

You have been offered a place subject to conditions**Your offer**
Pass in Access Course with 45 credits at Level 3, of which 24 Level 3 credits must be at Merit or Distinction grade in Science, Social Science or Health related subjects and pass Functional Skills Maths. Subject to DBS and Occupational Health clearances.[View full offer](#)

Selecting as your insurance choice

Geography (L700)University of UCAS (295)  (E56)

Master of Arts (with Honours) MA (Hons)


Location: Main site

Start date: September 2020

OFFER

You have been offered a place subject to conditions**Your offer**
Pass in Access Course with 45 credits at Level 3, of which 24 Level 3 credits must be at Merit or Distinction grade in Science, Social Science or Health related subjects and pass Functional Skills Maths. Subject to DBS and Occupational Health clearances.[View full offer](#)

Offers you are declining

Italian and History of Art (RV33)University of UCAS (295)  (E56)

Master of Arts (with Honours) MA (Hons)

Location: Main site

Start date: September 2020

OFFER

You have been offered a place subject to conditions**Your offer**
Pass in Access Course with 45 credits at Level 3, of which 24 Level 3 credits must be at Merit or Distinction grade in Science, Social Science or Health related subjects and pass Functional Skills Maths. Subject to DBS and Occupational Health clearances.[View full offer](#)

- Once all decisions have been received, you will make your reply and confirm your choices.
- If you choose a conditional offer as your firm choice, you have the option to add an optional insurance choice.

If you choose an unconditional offer as your firm choice, you cannot have an insurance choice.

All other offers will be declined offers, underneath the Firm choice.

You must remember to 'Save' your choices.

The application status updates to show you have replied to your offer(s) and that you are waiting for the university or college to confirm your place when your results are available.

You are able to view the full text at any time by clicking 'View full offer'.

Your application status on the Hub will also update.

The screenshot shows the UCAS application overview page. At the top, it says 'OVERVIEW' and '2022 Undergraduate application'. On the right, it displays 'Your Personal ID number' as 1490042705. The main content is divided into several sections:

- Application status:** Shows the latest updates (8 July 2022 11:33) and important information links like 'View all details', 'View all correspondence', 'Student bank account info', and 'Centre info permission'.
- Waiting for confirmation:** A message stating: 'You have replied to your offer(s). If you meet the conditions of your offer(s), the university or college will confirm your place. You may need to send them details of your results if they ask for them.'
- Your choices:** A section with a sub-header 'Your firm choice'.
- Medicine and Surgery (MSUG):** University of UCAS (298). Location: C, Start date: 01 August 2022, Point of entry: 1st year, Deferred entry: No, Live at home while studying: Yes, Criminal convictions declaration: Undeclared. A 'WAITING FOR CONFIRMATION' badge is present, along with the text: 'Your place will be confirmed at this university or college if you meet the conditions of this offer.' and a 'View full offer' button.
- Mathematics and Languages (MALA):** University of UCAS (298). Location: A, Start date: 01 August 2022, Point of entry: 1st year, Deferred entry: No, Live at home while studying: No. A 'WAITING FOR CONFIRMATION' badge is present, along with the text: 'Your place will be confirmed at this university or college if you're NOT accepted at your first choice AND you fulfil the conditions of this offer.' and a 'View full offer' button.
- Footer:** 'Your unsuccessful, declined and withdrawn choices'.

On the right side of the page, there are advertisements: 'Do you know when to buy your uni books?' by Perigo, 'Get a room!' by UCAS, and a 'Visit search' section with a magnifying glass icon and the text 'Find courses and providers'.



Waiting for confirmation

You're waiting for confirmation of your choices. If you meet the offer conditions, the university/college will confirm your place. Send them your results if requested.

WITHDRAW YOUR APPLICATION

2022 Undergraduate application

Your Personal ID number
1490042705

Overview / Withdraw your application

You are about to permanently withdraw your application and all your choices. Please check this is what you want to do.

All the universities and colleges you've applied to will no longer consider your application and you will not receive an automatic refund. Withdrawing your application does not constitute a cancellation for the purposes of the Consumer Contracts (Information, Cancellation and Additional Charges) Regulations 2013. Please see frequently asked questions if you wish to cancel your application.

Confirm why do you want to permanently withdraw your application *

I want to add another choice or apply to a different university or college
I want to submit a new application for this academic cycle
All my choices have been unsuccessful and I do not want to apply elsewhere in this academic cycle.
I no longer want to apply to a university or college in the UK this year

There is a link to 'Withdraw the whole application'.

If you **withdraw**, you **will not** be able to apply again during the academic year, and you will not be eligible for Clearing.

Do not use this if you wish to add another choice or apply somewhere else.

Follow the onscreen warnings or speak to your adviser to ensure you are taking the right action.

All the universities and colleges you've applied to will no longer consider your application and you will not receive an automatic refund. Withdrawing your application does not constitute a cancellation for the purposes of the Consumer Contracts (Information, Cancellation and Additional Charges) Regulations 2013. Please see frequently asked questions if you wish to cancel your application.

Confirm why do you want to permanently withdraw your application *

I want to add another choice or apply to a diff... ▾


! If you have not used all 5 of your choices you are able to add more choices to your application. You may also be able to use Extra or Clearing. Please contact us to discuss your options. If you still want to permanently withdraw your application, please select **I no longer want to apply to a university or college in the UK this year** from the drop down list above.

UCAS Extra.

If you've used all five choices, and you're not holding any offers, you can add another single choice using Extra from the end of February.

Extra is another chance for you to gain a place at university or college. If you're eligible, during this period you'll be able to apply to additional universities, one at a time.

Your status bar will tell you if you are eligible to add an Extra choice.



You've not received any offers from your choices. You are in Extra.

You may be able to add an Extra choice. Please check our website to find courses with vacancies.

[Go to application](#) >

🏠 / Overview

Application status

Latest updates
27 February 2024 16:35
Your application to University of Aberdeen for Biochemistry has either been unsuccessful, withdrawn or is full. You will no longer be considered for this place.
[View all updates >](#)

Important information

- [View all details >](#)
- [View all correspondence >](#)
- [Bank Status Codes >](#)

You can add an Extra choice. You may only add one Extra choice at a time. Please check our website to find courses with vacancies and discuss this with the university or college.

The Add choice button will change to 'Add Extra choice'.

Your unsuccessful choices will be displayed below.

Before you add an Extra choice, speak to the university / college you want to apply to, and make sure the course still has vacancies and that they will consider your application.

The screenshot displays the UCAS application interface. At the top, under the heading "Your choices", there is a large button with a plus sign and the text "Add Extra choice". To the right of this button is a section titled "University/College Supplied Code" with a sub-heading "If a university/college has given you a code for a course, add it here" and a blue button labeled "Add course code". Below this is a section titled "Your unsuccessful, declined and withdrawn choices" with a downward arrow. This section contains three course entries, each with a red "X" and the word "UNSUCCESSFUL" in a dark box:

- Biochemistry (C700)**
University of Aberdeen (A20)
Location: Main Site
Start date: 10 September 2024
Point of entry: Foundation year
Deferred entry: No
Live at home while studying: No
- Anthropology and Geography (LL67)**
University of Aberdeen (A20)
Location: Main Site
Start date: 10 September 2024
Point of entry: Full year
Deferred entry: No
Live at home while studying: Yes
- French and Geography (5 yrs) (LR71)**
University of Aberdeen (A20)
Location: Main Site
Start date: 10 September 2024
Point of entry: Full year
Deferred entry: No
Live at home while studying: No

Add your Extra choice in the same way as before.

It will appear at the top of your choices.

Your **choices**

Extra choice - **Waiting for decisions**

Computer Science (G401)

Birmingham City University (B25)

Location: A

Start date: 01 September 2024

Point of entry: Foundation year

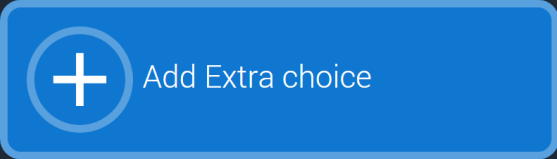
Deferred entry: No

Live at home while studying: No

▶ Your unsuccessful, declined and withdrawn choices

If you don't get the offer you want in Extra, don't worry – you can still use **Clearing** to add another choice, from the beginning of July.

Your **choices**

A large blue rounded rectangle button with a white plus sign icon on the left and the text "Add Extra choice" on the right.

University/College Supplied Code

If a university/college has given you a code for a course, add it here.

[Add course code](#)

Extra choice - Unsuccessful, declined and withdrawn

Computer Science (G401)
Birmingham City University (B25)

Location: A
Start date: 01 September 2024
Point of entry: Foundation year
Deferred entry: No
Live at home while studying: No

✕ UNSUCCESSFUL

▶ Your unsuccessful, declined and withdrawn choices

Your **choices**

Extra choice - Offer received

Computer Science (G401)
Birmingham City University (B25)

Location: A
Start date: 01 September 2024
Point of entry: Foundation year
Deferred entry: No
Live at home while studying: No

📄 OFFER

The university or college has offered you an unconditional place.

▶ Your unsuccessful, declined and withdrawn choices